



**Canada Council for the Arts
Funding to artists and
arts organizations
2009-10**

National Overview



Canada Council
for the Arts

Conseil des Arts
du Canada

For more information or additional copies of this document, please contact:



Canada Council **Conseil des Arts**
for the Arts **du Canada**

Research and Evaluation Section
350 Albert Street, P.O. Box 1047
Ottawa ON Canada K1P 5V8
613-566-4414 / 1-800-263-5588 ext. 4526

research@canadacouncil.ca

Fax 613-566-4428

www.canadacouncil.ca

Or download a copy at: http://www.canadacouncil.ca/publications_e

This publication is a companion piece to the Annual Report of the Canada Council for the Arts 2009-10.

www.canadacouncil.ca/annualreports

Publication aussi offerte en français

Table of Contents

1.0	Introduction.....	1
2.0	Overview of Canada Council funding, 2009-10	3
3.0	Statistical highlights about the arts in Canada	4
4.0	Support to Aboriginal artists and arts organizations.....	10
5.0	Support to culturally diverse artists and arts organizations.....	14
6.0	Support to arts organizations and artists producing or creating work for young audiences....	18
7.0	Detailed tables of Canada Council funding.....	21

List of Figures and Tables

Figure 1:	Map of Canada: Total funding, 2009-10	6
Figure 2:	Map of Canada: Distribution of total grant funding, 2009-10	7
Figure 3:	Map of Canada: Distribution of peer assessors and professional artists, 2009-10	8
Figure 4:	Map of Canada: Public Lending Right Commission, 2009-10	9
Table 1:	Aboriginal arts organizations that received grants from the Canada Council in 2009-10 ...	10
Table 2:	Culturally diverse arts organizations that received grants from the Canada Council in 2009-10	14
Table 3:	Young audience arts organizations that received grants from the Canada Council in 2009-10	18
Table 4:	Parliamentary appropriation and Canada Council arts funding, 1957-58 to 2009-10.....	21
Table 5:	Canada Council for the Arts grants by province and territory, 2009-10: Comparison with population, artists, grant applications and peer assessment committee members	24
Table 6:	Five-year breakdown of grants by discipline, 2005-06 to 2009-10.....	25
Table 7:	Five-year breakdown of grants by province and territory, 2005-06 to 2009-10	26
Table 8:	Grants by program and province or territory, 2009-10.....	27
Table 9:	Number of grants by program and province or territory, 2009-10.....	39
Table 10:	Peer assessors by province or territory, 2009-10	51

1.0 Introduction

Funding to Artists and Arts Organizations: National Overview, Provincial and Territorial Profiles is published annually and prepared by the Research and Evaluation Section of the Canada Council for the Arts. This report is a companion piece to the Canada Council's *Annual Report 2009-10*, providing detailed information on the organization's funding activities at the national level and in all provinces and territories.

The Canada Council reports to Parliament through the Minister of Canadian Heritage. Its annual appropriation from Parliament is supplemented by endowment income, donations and bequests. The Canada Council is called from time to time to appear before parliamentary committees, particularly the House of Commons Standing Committee on Canadian Heritage. Its accounts are audited by the Auditor General of Canada and included in an Annual Report to Parliament.

In 2009-10, the Canada Council awarded 6,200 grants to artists and arts organizations in 652 communities across Canada and abroad. It also made payments to 17,058 authors through the Public Lending Right Commission. Grants, payments and awards totalled \$158.7 million.

The Canada Council evaluates all applications on the basis of artistic merit and according to the published criteria for each program. With some exceptions, applications are reviewed by peer assessment committees.

Peer assessment committee members are specialists in a particular field and reflect a broad range of artistic practices. For example, dancers are assessed by other dancers, choreographers and artistic directors; musicians will evaluate the submissions of musicians; and so on. In addition to being peers of the applicants, the committee members are chosen to ensure fair representation of both official languages, gender, Aboriginal peoples, regional and cultural diversity, and genres of expression within the artistic discipline.

While funding is not allocated on a provincial or regional basis, there is generally a correlation between the percentage of applications from a given province, region or community (including the arts organizations located there) and the percentage of funding awarded.

Purpose of this report

In the 53 years since the creation of the Canada Council, the arts in Canada have undergone significant changes: the number of professional artists and arts organizations has grown significantly in all artistic disciplines; the scope of arts activities has broadened; new art forms have emerged; and the demographics of both artists and arts audiences have changed to reflect the demographics of the Canadian population as a whole.

As the arts have evolved, so has the Canada Council. While remaining true to its mission as established in the *Canada Council Act* – “to foster and promote the study and enjoyment of, and the production of works in, the arts” – the Council has adapted its programs and activities to reflect the changing needs of artists, arts organizations and by extension, arts audiences and the Canadian public at large.

With that in mind, *Funding to Artists and Arts Organizations: National Overview, Provincial and Territorial Profiles* provides more than just a statistical analysis of grants awarded by the Canada Council in a given 12-month period; it also highlights the diversity and dynamism of the professional arts in Canada today, in literally hundreds of communities across the country.

This report serves as a research tool to help readers answer questions such as:

- How many grants were awarded?
- What is the distribution of funding by province, territory and artistic discipline?
- What are some of the statistical highlights about the arts in all provinces and territories?
- Which artists and arts organizations received Canada Council grants or prizes in 2009-10, and where do they come from?
- How many artists and arts organizations applied for Canada Council grants?
- What kinds of arts activities were funded by the Canada Council in 2009-10?
- How many peer assessors served on peer assessment committees?
- How does arts and culture funding from all three levels of government vary from province to province?

Cautionary notes and considerations for readers

1. Total grant figures may not add due to rounding.
2. Figures are compiled from a “live” system that reflects ongoing changes to the state of individual grants, including grant adjustments, grant cancellations, and declined grants. As a result, grant totals on these tables may vary slightly from grant totals appearing on other tables produced at an earlier or later date.
3. Figures for the most part include funding to artists and arts organizations outside of Canada (e.g. international translation grants to foreign publishers). However, in a few cases totals are only for within Canada as noted.
4. In some cases figures exclude special funds, Public Lending Right Commission and/or UNESCO.
5. Readers are strongly encouraged to refer to the footnotes for the figures and tables presented in this report.

2.0 Overview of Canada Council funding, 2009-10

- In 2009-10, the Canada Council for the Arts provided grants totalling over \$146.1 million to individual artists and arts organizations. A total of \$23.3 million (2,347 grants) was awarded to individual artists and \$122.9 million (3,853 grants) to arts organizations in 2009-10.
- In addition to grants, over \$9.9 million in payments was provided to 18,157 authors through the Public Lending Right program, as well as \$2.2 million in special funds (see Table 8: Grants by Program and Province or Territory) in 2009-10.¹ This brings the total amount of Canada Council funding to over \$158.7 million.
- The Canada Council's parliamentary appropriation in 2009-10 was \$183.1 million while the Canada Council's budget as percentage of total federal government spending was 0.08%.
- Grants were awarded to artists and arts organizations in Canada in dance, interdisciplinary arts, media arts, music, theatre, visual arts and writing and publishing. In 2009-10, the largest amount of funding went to music (\$29.5 million), followed closely by theatre (\$26.6 million) and writing and publishing (\$24.6 million).
- Of the 16,139 grant applications that were submitted to the Canada Council in 2009-10, 9,634 were from individual artists and 6,505 were from arts organizations. The total number of grants awarded to artists and arts organizations by the Canada Council in 2009-10 is 6,200.
- Funding to artists and arts organizations in Ontario totalled \$47.8 million, comprising 32.7% of the total funding by the Canada Council. Quebec received \$46.3 million in funding, representing 31.7% of total funding.
- In 2009-10, 757 artists and arts professionals served as peer assessors, of which 32.2% were Francophone, and 67.8% were Anglophone. 30.5% of peer assessors were from Quebec, 26.4% were from Ontario and 14.8% were from British Columbia.
- The annual cost of the Canada Council per Canadian in 2009-10 was \$5.43.²

¹ The Public Lending Right program provides payments to authors whose books are held in selected Canadian libraries.

² Statistics Canada: Canada's National Statistical Agency. "Population by year, by province and territory," July 2009, < <http://www40.statcan.gc.ca/l01/cst01/demo02a-eng.htm>>.

3.0 Statistical highlights about the arts in Canada³

- The Federal government's investment in arts and culture in 2007-08 was \$3.7 billion. Investment by all three levels of government in 2007-08 was \$9.2 billion. Arts and culture received 1.6% of total federal government spending in 2007-08.
- In 2006, 140,000 artists represented 0.8% of the overall labour force in Canada, while 609,000 people were employed in the arts and cultural sector.
- In Canada, the number of artists grew by 29% between 1991 and 2001, nearly three times the 10% growth in the overall labour force. Between 2001 and 2006, the number of artists grew by 7%, less than the 11% increase in the overall labour force.
- In 2006, the median earnings of artists were \$12,900. This means that a "typical" artist in Canada earned less than half the typical earnings of all Canadian workers (\$26,900)
- In 2006, musicians and singers were the largest of the nine arts occupations groups, with 33,600 people reporting earnings, or 24% of all 140,000 artists. This group was followed by authors and writers (24,500, or 18%), producers, directors, choreographers and related occupations (22,400, or 16%), artisans and craftspersons (17,400, or 12%), visual artists (17,100, or 12%), actors and comedians (11,700, or 8%), dancers (7,300, or 5%), other performers (3,630, or 3%) and conductors, composers and arrangers (2,300 or 2%).
- In 2006, among the 10 provinces, British Columbia had the largest percentage of its labour force in arts occupations (1.08%), the only province above 1% and a figure that is well above the Canadian average of 0.77%. Ontario has a slightly higher percentage of its labour force in arts occupations (0.81%) than the Canadian average. With 56,900 artists, Ontario has nearly twice as many artists as any other province.

³ Sources :

Statistics Canada: Canada's National Statistical Agency. "Government Expenditures on Culture: Data Tables 2007-08," April 2010, <<http://www.statcan.gc.ca/pub/87f0001x/2010001/part-partie4-eng.htm>>.

Hill Strategies Research Inc. "A Statistical Profile of Artists in Canada, Based on the 2006 Census," *Statistical Insights on the Arts*, Vol. 7 No. 4, February 2009, <http://www.hillstrategies.com/docs/Artists_Canada2006.pdf>.

Hill Strategies Research Inc. "Artists in Canada's Provinces and Territories Based on the 2006 Census," *Statistical Insights on the Arts*. Vol. 7 No. 5, March 2009, <http://www.hillstrategies.com/docs/Artists_provinces2006.pdf>.

Hill Strategies Research Inc. "Consumer Spending on Culture in Canada, the Provinces and 15 Metropolitan Areas in 2005," *Statistical Insights on the Arts*, Vol. 5 No. 3, Feb. 2007, <http://www.hillstrategies.com/resources_details.php?resUID=1000215&lang=0>.

Statistics Canada: Canada's National Statistical Agency. "Culture, Tourism and the Centre for Education Statistics – Research Papers." 30 August 2007, <<http://www.statcan.gc.ca/bsolc/olc-cel/olc-cel?catno=81-595-M&lang=eng>>.

Hill Strategies. "Artists in Small and Rural Municipalities in Canada Based on the 2006 Census," *Statistical insights on the arts*, Vol. 8 No. 2, January 2010, <http://hillstrategies.com/docs/Artists_small_rural2006.pdf>.

Hill Strategies. "Volunteers in Arts and Culture Organizations in Canada in 2007," *Statistical insights on the arts*, Vol. 8 No. 4, March 2010, <<http://hillstrategies.com/docs/Volunteers2007.pdf>>.

Hill Strategies. "Individual Donors to Arts and Culture Organizations in Canada in 2007," *Statistical insights on the arts*, Vol. 8 No. 3, February 2010, <<http://hillstrategies.com/docs/Donors2007.pdf>>.

- One-quarter of the 140,000 artists in Canada reside in small and rural municipalities (36,500 artists, or 26%). This is almost exactly the same number of artists that reside in the cities of Toronto and Montreal combined (35,700). Visual artists and craftspeople are the artists who are most likely to reside in small and rural municipalities. Almost one-half of artisans and craftspersons (47%) reside in small and rural municipalities, while 35% of painters, sculptors and other visual artists do so.
- Canadians spent \$25.1 billion on cultural goods and services in 2005, or 3.1% of total consumer spending in the country. In other words, spending on cultural goods and services amounts to roughly \$1 for every \$30 spent on all goods and services in Canada. On a per capita basis, cultural spending amounts to \$821 for every Canadian resident.
- Spending on cultural goods and services grew by 48% between 1997 and 2005, much higher than the 18% rise in the Consumer Price Index during the same period. After adjusting for inflation, cultural spending increased by 25% between 1997 and 2005, over three times the 8% growth in the Canadian population.
- In 2008, culture industries contributed an estimated \$45.1 billion to the Canadian economy, accounting for approximately 3.7% of Canada's gross domestic product (GDP).
- In 2006, total exports of culture services amounted to \$3.0 billion, slightly higher than the \$2.8 billion in imports in that year. This was the second year in a row where Canada had a trade surplus in culture services.
- In 2008, total exports of culture goods amounted to \$1.7 billion, a deficit of \$2.4 billion when compared with the \$4.1 billion in imports in that year. While there has been a large trade deficit in culture goods since 2000, this is the largest deficit during the period.
- 698,000 Canadians age 15 or older volunteered 73.5 million hours in arts and culture organizations in 2007. This is equivalent to about 38,000 full-time, full-year jobs, valued at about \$1.1 billion and represents an average of 105 hours per volunteer.
- 759,000 Canadians donated a total of \$101 million to arts and culture organizations in 2007.



Canada Council
for the Arts

Conseil des Arts
du Canada

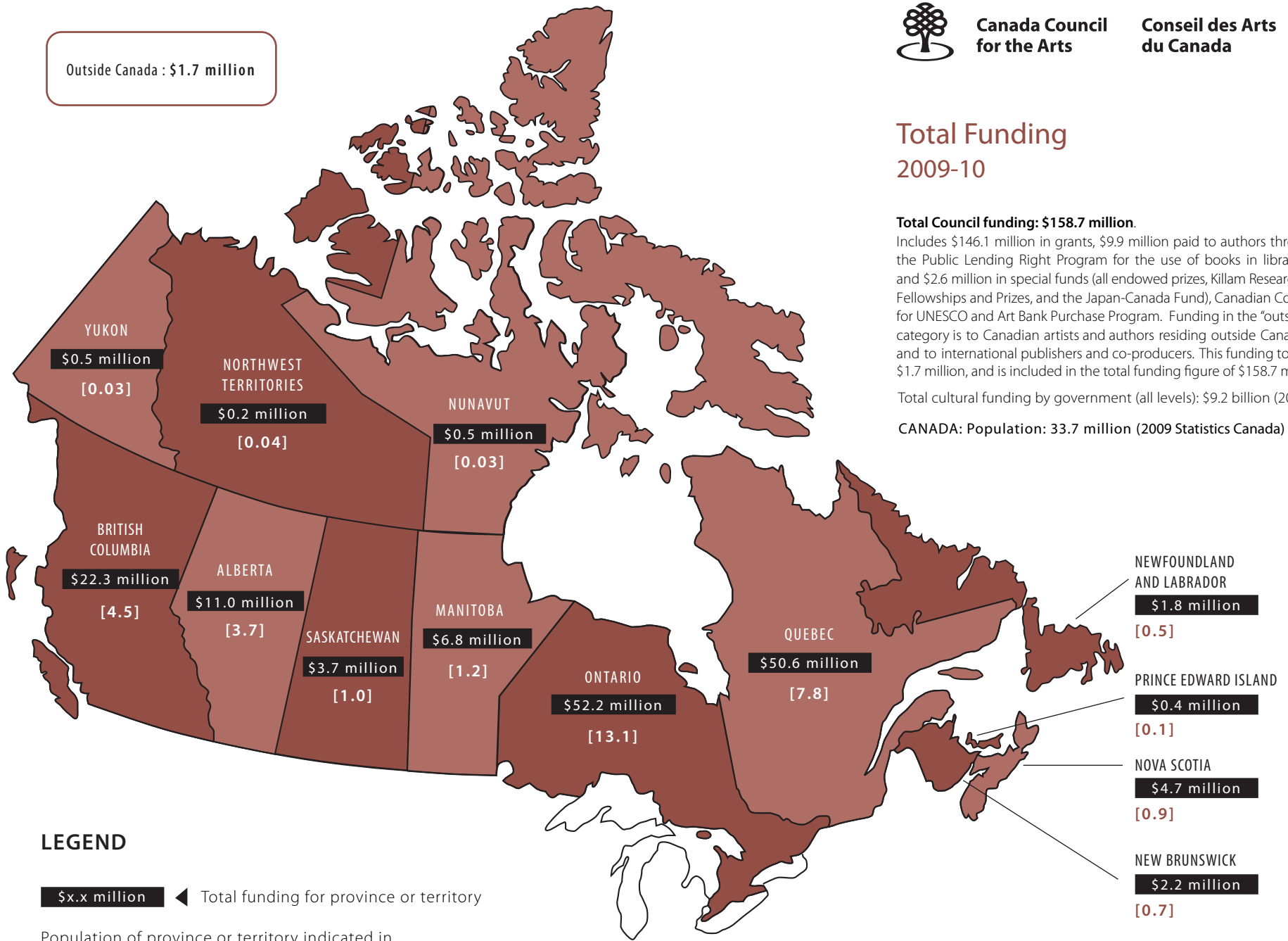
Total Funding 2009-10

Total Council funding: \$158.7 million.

Includes \$146.1 million in grants, \$9.9 million paid to authors through the Public Lending Right Program for the use of books in libraries and \$2.6 million in special funds (all endowed prizes, Killam Research Fellowships and Prizes, and the Japan-Canada Fund), Canadian Commission for UNESCO and Art Bank Purchase Program. Funding in the "outside Canada" category is to Canadian artists and authors residing outside Canada, and to international publishers and co-producers. This funding totals \$1.7 million, and is included in the total funding figure of \$158.7 million.

Total cultural funding by government (all levels): \$9.2 billion (2007-08).

CANADA: Population: 33.7 million (2009 Statistics Canada)



LEGEND

\$x.x million ◀ Total funding for province or territory

Population of province or territory indicated in square brackets (in millions)



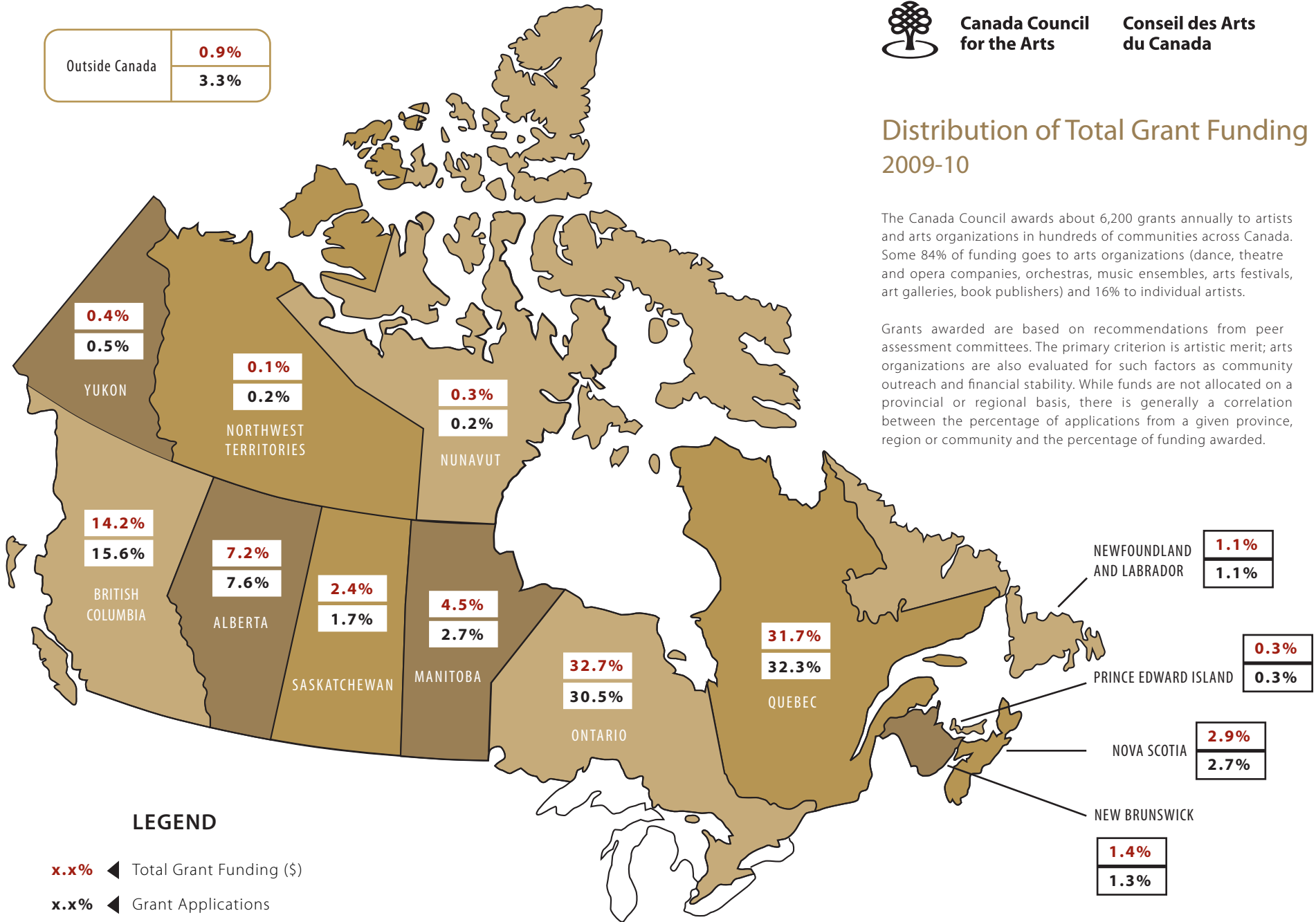
Canada Council
for the Arts

Conseil des Arts
du Canada

Distribution of Total Grant Funding 2009-10

The Canada Council awards about 6,200 grants annually to artists and arts organizations in hundreds of communities across Canada. Some 84% of funding goes to arts organizations (dance, theatre and opera companies, orchestras, music ensembles, arts festivals, art galleries, book publishers) and 16% to individual artists.

Grants awarded are based on recommendations from peer assessment committees. The primary criterion is artistic merit; arts organizations are also evaluated for such factors as community outreach and financial stability. While funds are not allocated on a provincial or regional basis, there is generally a correlation between the percentage of applications from a given province, region or community and the percentage of funding awarded.



LEGEND

x.x% ◀ Total Grant Funding (\$)

x.x% ◀ Grant Applications



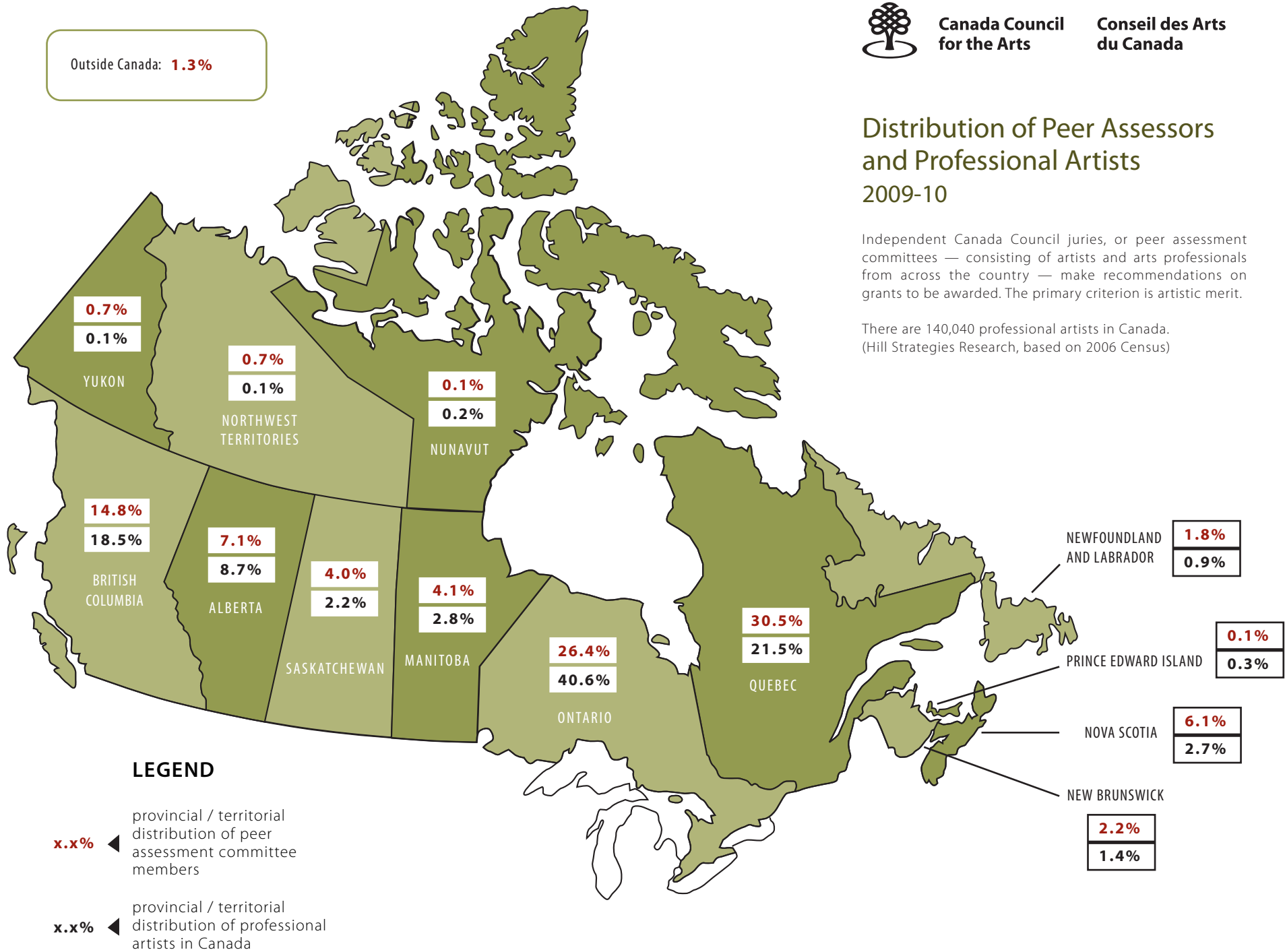
Canada Council
for the Arts

Conseil des Arts
du Canada

Distribution of Peer Assessors and Professional Artists 2009-10

Independent Canada Council juries, or peer assessment committees — consisting of artists and arts professionals from across the country — make recommendations on grants to be awarded. The primary criterion is artistic merit.

There are 140,040 professional artists in Canada.
(Hill Strategies Research, based on 2006 Census)



LEGEND

x.x% ◀ provincial / territorial
distribution of peer
assessment committee
members

x.x% ◀ provincial / territorial
distribution of professional
artists in Canada



Canada Council
for the Arts

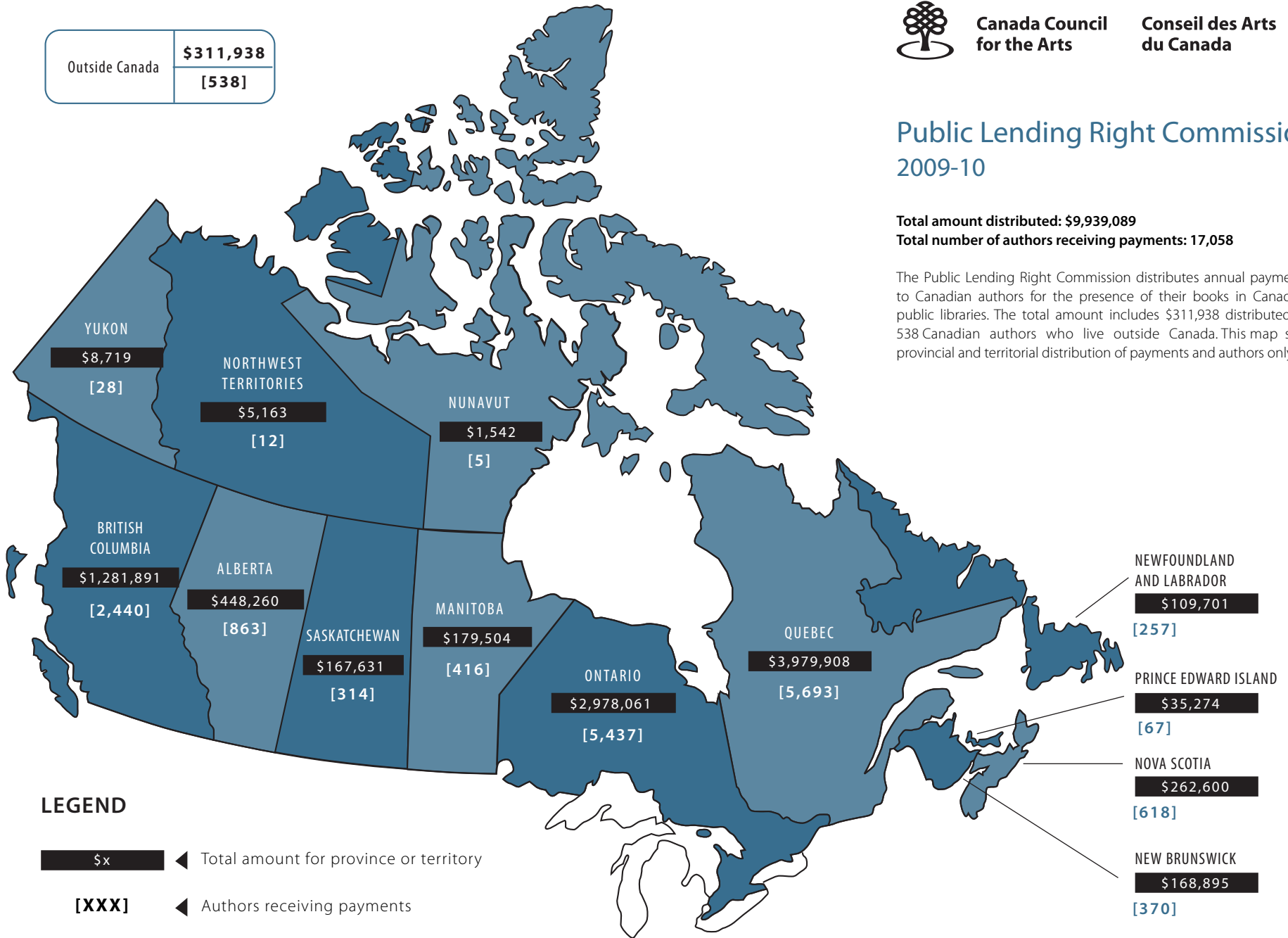
Conseil des Arts
du Canada

Public Lending Right Commission 2009-10

Total amount distributed: \$9,939,089
Total number of authors receiving payments: 17,058

The Public Lending Right Commission distributes annual payments to Canadian authors for the presence of their books in Canadian public libraries. The total amount includes \$311,938 distributed to 538 Canadian authors who live outside Canada. This map shows provincial and territorial distribution of payments and authors only.

Outside Canada	\$311,938
	[538]



LEGEND

- \$x** ◀ Total amount for province or territory
- [XXX]** ◀ Authors receiving payments

4.0 Support to Aboriginal artists and arts organizations

The Canada Council for the Arts provided an estimated \$7.9 million in funding to Aboriginal artists and arts organizations in 2009-10. It should be noted that this figure is an underestimate as many Aboriginal artists do not self-identify on Canada Council grant application forms except under dedicated Aboriginal arts programs.

The \$7.9 million in funding includes \$960,000 under the capacity building program to Aboriginal arts organizations and almost \$6.9 million in grants to Aboriginal artists and arts organizations through either dedicated Aboriginal programs or regular granting programs.

In 2009-10, the Canada Council provided funding to an estimated 126 Aboriginal arts organizations listed below.

Table 1: Aboriginal arts organizations that received grants from the Canada Council in 2009-10¹

Name	Community
Aboriginal Arts Office	
21 Gatu Sewing Group	ALERT BAY, BC
Aboriginal Curatorial Collective*	LONGFORD MILLS, ON
Aimititau! Parlons-Nous!	MONTREAL, QC
Alberta Aboriginal Arts*	EDMONTON, AB
Arnait Media Productions	IGLOOLIK, NU
Artcirq*	IGLOOLIK, NU
Avataq Cultural Institute	INUKJUAK, QC
Blackfoot Canadian Cultural Society	LETHBRIDGE, AB
Boite Rouge vif	CHICOUTIMI, QC
Collectif de Vannieres d'Odanak	SAINT-FRANCOIS-DU-LAC, QC
Constant Arts Society	VANCOUVER, BC
Corporation Wapikoni mobile	SAINT-LAURENT, QC
Coyote Arts Percussive Performance Association*	VANCOUVER, BC
Crossings Collective	VANCOUVER, BC
Dancers of Damelahamid*	WEST VANCOUVER, BC
Debajehmujig Theatre Group*	WIKWEMIKONG, ON
En'owkin Centre	PENTICTON, BC
Family to Family Drum Group	CHEMAINUS, BC
First Peoples Heritage, Language and Culture Council	BRENTWOOD BAY, BC
Full Circle: First Nations Performance*	VANCOUVER, BC
Ganonchia	QUÉBEC, QC
Grande Prairie Friendship Centre	GRANDE PRAIRIE, AB
Gwaandak Theatre Society*	WHITEHORSE, YT
In-Shuck- ch Services Society	DEROCHE, BC
Indigenous Culture & Media Innovations*	MOOSE FACTORY, ON
Indigenous Performance Initiatives*	PETERBOROUGH, ON
Indigenous Performing Arts Alliance	NORTH VANCOUVER, BC
Institut Tshakapesh	SEPT-ÎLES, QC
John Arcand Fiddle Fest Inc.*	SASKATOON, SK
Kaha:wi Dance Theatre*	TORONTO, ON
Kahnawake Art Federation and Artist Business Center (KAFABC)	KAHNAWAKE, QC
Kawennakatste Mohawk Language Arts	DESERONTO, ON
Kegedonce Press*	WIARTON, ON
Kitikmeot Heritage Society*	CAMBRIDGE BAY, NU
La Maison des cultures nomades	OUTREMONT, QC
Les Productions Manitowapan*	CHAMBLY, QC
Manitoba Aboriginal Arts Council	WINNIPEG, MB

¹ Organizations that received funding from more than one section have been indicated by an asterisk.

Name	Community
Manitoba Aboriginal Music Host Committee	WINNIPEG, MB
Metis Fiddler Quartet*	TORONTO, ON
Miziwe Biik Development Corporation	TORONTO, ON
National Aboriginal Network For Arts Administration (NANAA)	OSOYOOS, BC
Native Canadian Centre of Toronto	TORONTO, ON
Native Earth Performing Arts*	TORONTO, ON
Native Friendship Centre of Montréal	MONTREAL, QC
Neto Hatinakwe Onkwehowe Native Arts Canada	NIAGARA FALLS, ON
Ngystle Society	QUEEN CHARLOTTE, BC
Nisga'a Festival Dancers	GITWINKSIHLKW, BC
Northern Cultural Expressions Society	WHITEHORSE, YT
Nunavut Arts & Crafts Association	IQUALUIT, NU
O'Kaađenigan Wiingashk Collective*	PETERBOROUGH, ON
Open Sky Creative Society*	FORT SIMPSON, NT
Outside Looking In	TORONTO, ON
P.A. Women Of The Earth	PRINCE ALBERT, SK
Peel Aboriginal Network	BRAMPTON, ON
Productions Ondinnok inc.*	MONTREAL, QC
Puhitaaq	IQUALUIT, NU
Raven Spirit Dance Society*	NORTH VANCOUVER, BC
Red Sky Performance*	TORONTO, ON
Sagamok Health & Social Service	MASSEY, ON
Sâkêwêwak First Nations Artists' Collective Inc.*	REGINA, SK
Salmonberry Trading Co. Society	PRINCE RUPERT, BC
Sun and Moon Visionaries Aboriginal Artisans Society	EDMONTON, AB
The Chocolate Woman Collective*	TORONTO, ON
The EagleSpeaker Community Connection Society	CALGARY, AB
The Melawmen Collective	ASHCROFT, BC
The Savage Society*	VANCOUVER, BC
Toronto Council Fire Native Cultural Centre	TORONTO, ON
Tribe, A Centre for Evolving Aboriginal Media, Visual & Performing Inc*	SASKATOON, SK
Wemindji Traditional Skills Group Inc.	WEMINDJI, QC
Wikwemikong Heritage Organization	WIKWEMIKONG, ON
Audience & Market Development	
ImagineNative Film & Media Arts Festival*	TORONTO, ON
Kaha:wi Dance Theatre*	TORONTO, ON
Native Earth Performing Arts*	TORONTO, ON
Oméigwessi Ensemble	WINNIPEG, MB
Presentation House Cultural Society*	NORTH VANCOUVER, BC
Dance	
Aboriginal Arts Program*	BANFF, AB
Compaigni V'ni Dansi Society	VANCOUVER, BC
Council for Yukon First Nations	WHITEHORSE, YT
Coyote Arts Percussive Performance Association*	VANCOUVER, BC
Dancers of Damelahamid*	WEST VANCOUVER, BC
Earth In Motion World Indigenous Dance	NORTH BAY, ON
Indigenous Performance Initiatives*	PETERBOROUGH, ON
Kaha:wi Dance Theatre*	TORONTO, ON
Les Productions Manitowapan*	CHAMBLY, QC
Raven Spirit Dance Society*	NORTH VANCOUVER, BC
Red Sky Performance*	TORONTO, ON
Equity Office	
Debajehmujig Theatre Group*	WIKWEMIKONG, ON
Urban Ink Production Society*	VANCOUVER, BC
Inter-Arts Office	
Artcirq*	IGLOOLIK, NU
Association for Native Development in the Performing and Visual Arts	TORONTO, ON
Full Circle: First Nations Performance*	VANCOUVER, BC

Name	Community
Indigenous Peoples Arts Centre of Prince Albert Inc.	PRINCE ALBERT, SK
Terres en vues, société pour la diffusion de la culture autochtone	MONTREAL, QC
The Great Northern Arts Festival	INUUVIK, NT
Media Arts	
Cowichan Intercultural Festival of Film Arts Society	DUNCAN, BC
ImagineNative Film & Media Arts Festival*	TORONTO, ON
Indigenous Culture & Media Innovations*	MOOSE FACTORY, ON
National Indigenous Media Arts Coalition	WINNIPEG, MB
Nunavut Independent TV Network	IGLOOLIK, NU
Sâkêwêwak First Nations Artists' Collective Inc.*	REGINA, SK
Tribe, A Centre for Evolving Aboriginal Media, Visual & Performing Inc*	SASKATOON, SK
Urban Shaman Inc.*	WINNIPEG, MB
Weengushk Film Institute	M'CHIGEENG, ON
Winnipeg Aboriginal Film & Video Festival	WINNIPEG, MB
Music	
Aboriginal Arts Program*	BANFF, AB
Aboriginal Experiences Arts and Culture	OTTAWA, ON
Cheryl L'Hirondelle and Friends	TORONTO, ON
David Kejick School Fiddling Program	SHOAL LAKE, ON
Eagle and Hawk	WINNIPEG, MB
Ghostkeeper	CALGARY, AB
John Arcand Fiddle Fest Inc.*	SASKATOON, SK
Maanilu Asianilu	KANGIQUJUAQ, QC
Metis Fiddler Quartet*	TORONTO, ON
Metis Nation of Ontario Cultural Commission	OTTAWA, ON
Native Music Research Institute	TORONTO, ON
Native Women in the Arts	TORONTO, ON
O'Kaaadenigan Wiingashk Collective*	PETERBOROUGH, ON
Planet Indigenus	TORONTO, ON
Temagami Collective	TEMAGAMI, ON
Partnerships and Networks	
Old Earth Productions	EDMONTON, AB
Theatre	
Aataentsic: masques et théâtre	MONTREAL, QC
Alberta Aboriginal Arts*	EDMONTON, AB
Centre for Indigenous Theatre	TORONTO, ON
Debajehmujig Theatre Group*	WIKWEMIKONG, ON
Garden River Arts Committee	GARDEN RIVER, ON
Gwaandak Theatre Society*	WHITEHORSE, YT
Native Earth Performing Arts*	TORONTO, ON
O'Kaaadenigan Wiingashk Collective*	PETERBOROUGH, ON
Presentation House Cultural Society*	NORTH VANCOUVER, BC
Productions Ondinnok inc.*	MONTREAL, QC
Rainbow Productions Society	PENTICTON, BC
Red Sky Performance*	TORONTO, ON
Sacred Circle Collective	VANCOUVER, BC
Saskatchewan Native Theatre Company Inc.	SASKATOON, SK
Sheshatshiu Innu First Nation	NORTH WEST RIVER, NL
The Chocolate Woman Collective*	TORONTO, ON
The Savage Society*	VANCOUVER, BC
Théâtre Plume Blanche Inc.	MASHTEUIATSH, QC
Urban Ink Production Society*	VANCOUVER, BC
Visual Arts	
Aboriginal Curatorial Collective*	LONGFORD MILLS, ON
Fondation des Jardins de Métis	GRAND-MÉTIS, QC
Haida Arts & Jewellery	MASSET, BC

Name	Community
Kitikmeot Heritage Society*	CAMBRIDGE BAY, NU
Open Sky Creative Society*	FORT SIMPSON, NT
Qay'llnagoay Heritage Centre Society	SKIDEGATE, BC
Sâkêwêwak First Nations Artists' Collective Inc.*	REGINA, SK
Squamish Lil'wat Cultural Centre	WHISTLER, BC
The Red Shift Gallery	SASKATOON, SK
Tribe, A Centre for Evolving Aboriginal Media, Visual & Performing Inc*	SASKATOON, SK
Urban Shaman Inc.*	WINNIPEG, MB
Woodland Cultural Centre	BRANTFORD, ON
Writing and Publishing	
7th Generation Image Makers	TORONTO, ON
Beesum Communications	MONTREAL, QC
Carrier Sekani Tribal Council	PRINCE GEORGE, BC
Inhabit Media Inc.	IQALUIT, NU
Kegedonce Press*	WIARTON, ON
Misipawistik Cree Nation Health Authority	GRAND RAPIDS, MB
National Centre for First Nations Governance	WEST VANCOUVER, BC
Pemmican Publications Inc.	WINNIPEG, MB
Sâkêwêwak First Nations Artists' Collective Inc.*	REGINA, SK
Siem	DUNCAN, BC
Theytus Books	PENTICTON, BC
Theytus Books Ltd.	PENTICTON, BC
Up From The Roots	AJAX, ON
Vancouver Island University, Cowichan Branch	DUNCAN, BC

5.0 Support to culturally diverse artists and arts organizations

The Canada Council for the Arts provided an estimated \$10.4 million in funding to culturally diverse artists and arts organizations in 2009-10. It should be noted that this figure is an underestimate as many culturally diverse artists do not self-identify on Canada Council grant application forms.

The \$10.4 million in funding includes \$1.3 million under the capacity building program for culturally diverse arts organizations and \$9.1 million in grants through either dedicated programs for culturally diverse artists and arts organizations or regular granting programs.

In 2009-10, the Canada Council provided funding to an estimated 135 culturally diverse arts organizations listed below.

Table 2: Culturally diverse arts organizations that received grants from the Canada Council in 2009-10²

Name	Community
Audience & Market Development	
Agence Bousquet, Michele & agent B. Organization	MONTREAL, QC
Andrew Kwan Artists Management	NORTH YORK, ON
Ballet Creole*	TORONTO, ON
Compagnie Destins Croisés*	MONTREAL, QC
Diane Kadota Arts Management	VANCOUVER, BC
Diaspora Dialogues Charitable Society*	TORONTO, ON
Dr. Zoo	LETHBRIDGE, AB
Festival interculturel du conte de Montréal*	MONTREAL, QC
Fuse Magazine*	TORONTO, ON
Galerie Lilian Rodriguez	MONTREAL, QC
H'SAO*	MONTREAL, QC
Kiran Ahluwalia Ensemble	MARKHAM, ON
Kobo Town	SCARBOROUGH, ON
Lubo & Kaba Horo	OUTREMONT, QC
Lyndon John X Group	BRUSSELS, ON
Masabo Culture Company	SURREY, BC
Menaka Thakkar Dance Company*	THORNHILL, ON
Musique Multi-Montréal*	MONTREAL, QC
New Performance Works Society*	VANCOUVER, BC
Ohbijou	TORONTO, ON
Onelight Theatre Society*	HALIFAX, NS
Red Chamber*	VANCOUVER, BC
Theatre Jones-Roy	TORONTO, ON
Toronto Reel Asian International Film Festival*	TORONTO, ON
Dance	
Battery Opera Performing Arts Society*	VANCOUVER, BC
CanAsian Dance Festival*	TORONTO, ON
Cercle d'expression artistique Nyata Nyata	MONTREAL, QC
Co. ERASGA*	VANCOUVER, BC
Collective of Black Artists*	YORK, ON
Compagnie Destins Croisés*	MONTREAL, QC
dance Immersion*	TORONTO, ON
Danse Carpe Diem	MONTREAL, QC
Fujiwara Dance Inventions	TORONTO, ON
inDance*	TORONTO, ON
Kala Nidhi Fine Arts of Canada*	TORONTO, ON

² Organizations that received funding from more than one section have been indicated by an asterisk.

Name	Community
Kokoro Dance	VANCOUVER, BC
Little Pear Garden Collective*	TORONTO, ON
Mariko Tanabe Danse	MONTREAL, QC
Menaka Thakkar Dance Company*	TORONTO, ON
Mile Zero Dance Society*	EDMONTON, AB
NAfro Dance Productions*	WINNIPEG, MB
New Performance Works Society*	VANCOUVER, BC
Sampradaya Dance Creations	MISSISSAUGA, ON
Sinha Danse	MONTREAL, QC
Tribal Crackling Wind for the Arts*	TORONTO, ON
Wen Wei Dance Society*	VANCOUVER, BC
Yayoi Theatre Movement Society	VANCOUVER, BC
Equity Office	
A Space Gallery	TORONTO, ON
African Stages Association of British Columbia	SURREY, BC
AfriCan Theatre Ensemble*	NORTH YORK, ON
Afrikadey! Arts & Culture Society of Calgary*	CALGARY, AB
Alameda Theatre Company	TORONTO, ON
Alchimies, Créations et Cultures*	MONTREAL, QC
Aluna Theatre*	TORONTO, ON
Arsenal Pulp Press Book Publishers Ltd.*	VANCOUVER, BC
Asian Arts Freedom School*	TORONTO, ON
Ballet Creole*	TORONTO, ON
Battery Opera Performing Arts Society*	VANCOUVER, BC
Boca del Lupo Theatre Society*	VANCOUVER, BC
CanAsian Dance Festival*	TORONTO, ON
Carlos Bulosan Theatre*	TORONTO, ON
Co. ERASGA*	VANCOUVER, BC
Collective of Black Artists *	YORK, ON
Concrete Theatre Society*	EDMONTON, AB
Constantinople*	MONTREAL, QC
dance Immersion*	TORONTO, ON
Dub Poets Collective*	TORONTO, ON
Foreign Ghosts Society Inc.	MONTREAL, QC
fu-Gen Theatre Company*	TORONTO, ON
Gendai Gallery	TORONTO, ON
inDance*	TORONTO, ON
Kala Nidhi Fine Arts of Canada*	TORONTO, ON
Little Pear Garden Collective*	TORONTO, ON
Mémoire d'encrier Inc.*	MONTREAL, QC
Musique Multi-Montréal*	MONTREAL, QC
NAfro Dance Productions*	WINNIPEG, MB
Newworld Theatre Society*	VANCOUVER, BC
Obsidian Theatre Company*	TORONTO, ON
Oktoecho*	MONTREAL, QC
On Edge	VANCOUVER, BC
Onelight Theatre Society*	HALIFAX, NS
Productions nuits d'Afrique	MONTREAL, QC
Puente Theatre Society	VICTORIA, BC
Regent Park Film Festival Inc.*	TORONTO, ON
RicePaper*	VANCOUVER, BC
The Multicultural Theatre Space*	KITCHENER, ON
Theatre Archipelago	NORTH YORK, ON
Theatre Replacement Society*	VANCOUVER, BC
Tiger Princess Dance Projects	TORONTO, ON
Tribal Crackling Wind for the Arts*	TORONTO, ON
TSAR Publications*	TORONTO, ON
Vancouver Chinese Instrumental Music Society*	VANCOUVER, BC
Vancouver Inter-Cultural Orchestra*	VANCOUVER, BC
Wen Wei Dance Society*	VANCOUVER, BC
Inter-Arts Office	
Afrikadey! Arts & Culture Society of Calgary*	CALGARY, AB

Name	Community
Alchimies, Créations et Cultures*	MONTREAL, QC
Baobab Afrikan Arts	TORONTO, ON
Diversité Artistique Montréal	MONTREAL, QC
Éditions du CIDHCA	MONTREAL, QC
Jumblies Theatre*	TORONTO, ON
Le Collectif Artivistic	MONTREAL, QC
MAI Montréal, arts interculturels	MONTREAL, QC
Miscellaneous Productions Society	VANCOUVER, BC
New Harlem Productions	TORONTO, ON
Powell Street Festival Society	VANCOUVER, BC
Productions Kalabanté	MONTREAL, QC
Media Arts	
Caribbean Tales	TORONTO, ON
Co. ERASGA*	VANCOUVER, BC
e-Fagia Visual & Media Art Organization	TORONTO, ON
Regent Park Film Festival Inc.*	TORONTO, ON
Southern Currents / Corrientes del Sur	TORONTO, ON
Toronto Reel Asian International Film Festival*	TORONTO, ON
Music	
B.C. Chinese Music Association	VANCOUVER, BC
B.C. Chinese Music Ensemble	VANCOUVER, BC
Bageshree Vaze and Vineet Vyas	TORONTO, ON
Bomba	EDMONTON, AB
CanAsian Dance Festival*	TORONTO, ON
Constantinople*	MONTREAL, QC
Donné Roberts Band	TORONTO, ON
H'SAO*	MONTREAL, QC
Khac Chi Music	VANCOUVER, BC
Labess	MONTREAL, QC
Los Misioneros del Norte	CALGARY, AB
Luis Mario Ochoa Quintet	YORK, ON
Mel M'rabet Trio	OTTAWA, ON
Nathaniel Dett Chorale	TORONTO, ON
Oktoecho*	MONTREAL, QC
Orchid Ensemble	VANCOUVER, BC
Ranee Lee Quintet	BROSSARD, QC
Red Chamber*	VANCOUVER, BC
Tasa	TORONTO, ON
Umalali	LONDON, ON
Vancouver Cantonese Opera	SURREY, BC
Vancouver Chinese Instrumental Music Society*	VANCOUVER, BC
Vancouver Inter-Cultural Orchestra*	VANCOUVER, BC
Wesli Band	MONTREAL, QC
Partnerships and Networks	
Afrikadey! Arts & Culture Society of Calgary*	CALGARY, AB
Concrete Theatre Society*	EDMONTON, AB
Mille Zero Dance Society*	EDMONTON, AB
Theatre	
AfriCan Theatre Ensemble*	NORTH YORK, ON
Aluna Theatre*	TORONTO, ON
B Current	TORONTO, ON
Black Theatre Workshop	MONTREAL, QC
Boca del Lupo Theatre Society*	VANCOUVER, BC
Buss up Shut Productions	VANCOUVER, BC
Cahoots Theatre Projects	TORONTO, ON
Carlos Bulosan Theatre*	TORONTO, ON
Children's Peace Theatre	TORONTO, ON
Concrete Theatre Society*	EDMONTON, AB

Name	Community
fu-Gen Theatre Company*	TORONTO, ON
Jumblies Theatre*	TORONTO, ON
Modern Times Stage Company	TORONTO, ON
Newworld Theatre Society*	VANCOUVER, BC
Obsidian Theatre Company*	TORONTO, ON
OneLight Theatre Society*	HALIFAX, NS
Pangaea Arts Society	VANCOUVER, BC
Platero et moi	VERDUN, QC
Pleiades Theatre	TORONTO, ON
Teesri Duniya Theatre	MONTREAL, QC
The Multicultural Theatre Space*	KITCHENER, ON
Theatre Asylum	TORONTO, ON
Théâtre Autrement Dit	MONTREAL, QC
Théâtre de l'Urd	QUÉBEC, QC
Theatre Replacement Society*	VANCOUVER, BC
Visual Arts	
Asian Arts Freedom School*	TORONTO, ON
LIVE Biennale of Performance Art Society	VANCOUVER, BC
Nightingale Arts Council	TORONTO, ON
South Asian Visual Arts Collective	TORONTO, ON
Tree Museum Inc.	NORTH YORK, ON
Vancouver International Centre for Contemporary Asian Art	VANCOUVER, BC
Writing and Publishing	
African Canadian Children's Literary Festival	ETOBICOKE, ON
Alt.Theatre: Cultural Diversity and the Stage	MONTREAL, QC
Arsenal Pulp Press Book Publishers Ltd.*	VANCOUVER, BC
Asian Arts Freedom School*	TORONTO, ON
Diaspora Dialogues Charitable Society*	TORONTO, ON
Dub Poets Collective*	TORONTO, ON
Éditions du Marais	CÔTE SAINT-LUC, QC
Festival interculturel du conte de Montréal*	MONTREAL, QC
Fuse Magazine*	TORONTO, ON
Historic Joy Kogawa House	VANCOUVER, BC
Inanna Publications and Education Inc.	NORTH YORK, ON
JackFruit Press	ORANGEVILLE, ON
Kalmunity Vibe Collective	MONTREAL, QC
Mémoire d'encrier Inc.*	MONTREAL, QC
Montreal Serai	MONTREAL, QC
RicePaper*	VANCOUVER, BC
TSAR Publications*	TORONTO, ON
Up From The Roots	AJAX, ON
Word Iz Bond Spoken Word Artists' Collective	HALIFAX, NS

6.0 Support to arts organizations and artists producing or creating work for young audiences

The Canada Council for the Arts provided an estimated \$9.0 million in funding to arts organizations and artists producing or creating work for young audiences. This figure includes funding to both arts organizations with a young audience mandate as well as to arts organizations which target some performances, exhibitions or other activity to young audiences (only a percentage of funding to these latter arts organizations is included in the figure above – usually an estimated 5% to 10% of the grant).

In 2009-10, the Canada Council provided funding to an estimated 94 arts organizations with a young audience mandate listed below.

Table 3: Young audience arts organizations that received grants from the Canada Council in 2009-10³

Name	Community
Audience & Market Development	
Carrousel, compagnie de théâtre *	MONTREAL, QC
Kaleidoscope Theatre Productions Society	VICTORIA, BC
KBAM! Kevin Bruce Arts Management	VANCOUVER, BC
Kids' Entertainment	TORONTO, ON
Major Conrad Flapps	VICTORIA, BC
Reel to Real International Film Festival for Youth	VANCOUVER, BC
Shoestring Opera	TORONTO, ON
Théâtre de Deux Mains	QUÉBEC, QC
Théâtre du Gros Mécano*	QUÉBEC, QC
Dance	
Bouge de là inc.	MONTREAL, QC
Le Théâtre les gens d'en bas	LE BIC, QC
Sursaut Compagnie de danse	SHERBROOKE, QC
Endowments & Prizes	
Groundwood Books*	TORONTO, ON
Music	
Arsenal à musique	VILLE MONT-ROYAL, QC
ArtStarts in Schools	VANCOUVER, BC
Buzz Cuivres Farfelus	MONTREAL, QC
Groupe Chuck et Albert	CHARLOTTETOWN, PE
Theatre	
Alberta Opera Touring Association	EDMONTON, AB
Axis Theatre Company	VANCOUVER, BC
Bluff Productions Inc.	LAVAL, QC
Calgary International Children's Festival	CALGARY, AB
Carousel Players	ST CATHARINES, ON
Carousel Theatre Company	VANCOUVER, BC
Carrousel, compagnie de théâtre*	MONTREAL, QC
Children's Peace Theatre	TORONTO, ON

³ Organizations that received funding from more than one section have been indicated by an asterisk.

Name	Community
Comité musique Maisonneuve	MONTREAL, QC
Compagnie Vox Théâtre	OTTAWA, ON
Concrete Theatre Society	EDMONTON, AB
Dynamo Théâtre	MONTREAL, QC
Geordie Productions Inc.	MONTREAL, QC
Green Thumb Theatre for Young People	VANCOUVER, BC
Halifax Theatre for Young People	HALIFAX, NS
L'Arrière Scène, centre dramatique pour l'enfance et la jeunesse	BELOEIL, QC
L'Illusion, théâtre de marionnettes	MONTREAL, QC
L'UniThéâtre	EDMONTON, AB
Le Petit théâtre de Sherbrooke	SHERBROOKE, QC
Le Théâtre de la Vieille 17	OTTAWA, ON
Le Théâtre de Quartier	MONTREAL, QC
Le Théâtre des Confettis	QUÉBEC, QC
Les Nuages en pantalon	QUÉBEC, QC
Lorraine Kimsa Theatre for Young People	TORONTO, ON
Magnus Theatre	THUNDER BAY, ON
Maison québécoise du théâtre pour l'enfance et la jeunesse	MONTREAL, QC
Manitoba Theatre for Young People	WINNIPEG, MB
Mathieu, François et les autres	MONTREAL, QC
Mermaid Theatre of Nova Scotia	WINDSOR, NS
Ottawa International Children's Festival	OTTAWA, ON
Productions Les Gros Becs	QUÉBEC, QC
Quest Theatre	CALGARY, AB
Roseneath Theatre Company	TORONTO, ON
Théâtre Bouches Décousues	MONTREAL, QC
Théâtre de L'Oeil Inc.	MONTREAL, QC
Théâtre des Petites Âmes	MONTREAL, QC
Theatre Direct Canada	TORONTO, ON
Théâtre du Gros Mécano*	QUÉBEC, QC
Théâtre Ébouriffé	MONTREAL, QC
Théâtre la Catapulte	OTTAWA, ON
Théâtre La Seizième	VANCOUVER, BC
Théâtre Le Clou	MONTREAL, QC
Théâtre Les Amis de Chiffon Inc.	CHICOUTIMI, QC
Théâtre Motus	LONGUEUIL, QC
Wonderbolt Productions	ST. JOHN'S, NL
Youtheatre Inc.	MONTREAL, QC
Writing and Publishing	
7th Generation Image Makers	TORONTO, ON
African Canadian Children's Literary Festival	ETOBICOKE, ON
Annick Press Ltd.	TORONTO, ON
Bayard Canada Livres Inc.	MONTREAL, QC
Claremont Review	VICTORIA, BC
Communication-Jeunesse	MONTREAL, QC
Éditions de la Bagnole	LONGUEUIL, QC
Éditions de la courte échelle inc.	MONTREAL, QC
Éditions du Boréal	MONTREAL, QC
Éditions Foulire	CHARLESBOURG, QC
Éditions Héritage Inc.	SAINT-LAMBERT, QC
Éditions Hurtubise HMH Limitée	MONTREAL, QC
Éditions Hurtubise inc.	MONTREAL, QC
Éditions Michel Quintin Inc.	WATERLOO, QC
Éditions Pierre Tisseyre Inc.	SAINT-LAURENT, QC
Eterna Publishing House	MOSCOW, FOREIGN
Groundwood Books*	TORONTO, ON
Hackmatack Children's Choice Book Award & Society	HALIFAX, NS
Idélire	VANCOUVER, BC
Inter, art actuel	QUÉBEC, QC
International Board on Books for Young People (IBBY)	TORONTO, ON
JackFruit Press	ORANGEVILLE, ON

Name	Community
Kids Can Press Ltd.	TORONTO, ON
Kreativni Centar	BELGRADE, FOREIGN
La Fête du livre et de la lecture de Longueuil	LONGUEUIL, QC
Lis avec moi	LAVAL-DES-RAPIDES, QC
Lobster Press	MONTREAL, QC
Lurelu	MONTREAL, QC
Orca Book Publishers Ltd.	VICTORIA, BC
OwlKids Books Inc.	TORONTO, ON
Simply Read Books Inc.	VANCOUVER, BC
Soulières Éditeur	ST-LAMBERT, QC
The Canadian Children's Book Centre	TORONTO, ON
Théâtre de l'Esquisse	MONTREAL, QC
Tundra Books	TORONTO, ON

7.0 Detailed tables of Canada Council funding

Parliamentary appropriation and arts funding, 1957-58 to 2009-10

- Over the past 53 years, Canada Council arts funding totalled \$5,409,747,103 while its parliamentary appropriation totalled \$5,644,668,186 in 2009-10 dollars.

Table 4: Parliamentary appropriation and Canada Council arts funding, 1957-58 to 2009-10 ⁱ				
Fiscal year	Parliamentary appropriation ⁱⁱ		Canada Council arts funding ⁱⁱⁱ	
	Current dollars	2009-10 dollars ^v	Current dollars	2009-10 dollars
1957-58 ^v	749,000	5,789,568
1958-59	1,435,000	10,800,263
1959-60	1,263,000	9,443,608
1960-61	1,397,000	10,310,761
1961-62	1,406,000	10,244,994
1962-63	1,478,000	10,634,164
1963-64	1,424,000	10,118,360
1964-65	1,475,000	10,289,024
1965-66 ^d	1,933,000	13,162,810	3,374,000	22,975,333
1966-67	3,108,000	20,317,440	4,297,000	28,090,103
1967-68	6,637,000	41,948,773	7,039,000	44,489,591
1968-69	7,479,000	45,510,511	8,689,000	52,873,489
1969-70	8,492,000	49,313,949	9,412,000	54,656,487
1970-71	8,831,000	49,766,818	10,269,000	57,870,621
1971-72	10,513,000	57,544,842	12,069,000	66,061,895
1972-73	14,326,000	74,835,361	15,239,000	79,604,639
1973-74	17,323,000	83,972,508	18,986,000	92,033,831
1974-75	20,447,000	89,280,031	22,411,000	97,855,664
1975-76	30,181,000	119,058,841	31,062,000	122,534,234
1976-77	32,620,000	119,991,254	33,205,000	122,143,151
1977-78	37,537,000	127,804,548	37,815,000	128,751,071
1978-79	39,152,000	122,376,743	41,074,000	128,384,306
1979-80	41,116,000	117,591,760	41,795,000	119,533,700
1980-81	44,647,000	116,082,200	43,693,000	113,601,800
1981-82	52,941,000	122,352,533	51,557,000	119,153,956
1982-83	59,883,000	124,783,519	60,754,000	126,598,499
1983-84	65,581,000	129,130,231	65,502,000	128,974,678
1984-85	72,614,000	137,079,894	70,108,000	132,349,096
1985-86	74,244,000	134,817,676	69,257,000	125,761,917
1986-87	85,311,000	148,774,061	84,088,000	146,641,268
1987-88	96,895,000	161,821,723	82,545,000	137,856,175
1988-89	93,251,000	149,830,258	93,337,000	149,968,438
1989-90	103,503,000	158,298,706	94,681,000	144,806,235
1990-91	104,054,000	151,833,898	95,604,000	139,503,796
1991-92	105,493,000	145,753,614	96,322,000	133,082,570
1992-93	108,215,000	147,378,524	98,076,000	133,570,171
1993-94	99,335,000	132,756,121	89,702,000	119,882,112
1994-95	98,362,000	131,302,366	86,479,000	115,439,879
1995-96	97,946,000	127,911,215	84,300,000	110,090,411

Fiscal year	Current dollars	2009-10 dollars	Current dollars	2009-10 dollars
1996-97 ^{vii}	91,093,000	117,222,038	84,694,000	108,987,555
1997-98 ^{viii}	113,968,000	144,224,991	101,655,000	128,643,053
1998-99 ^{ix}	116,169,000	145,561,157	111,757,000	140,032,867
1999-00	116,584,000	143,565,227	111,044,000	136,743,096
2000-01 ^x	127,431,000	152,810,340	113,795,000	136,458,574
2001-02 ^{xi}	151,776,000	177,537,571	133,347,000	155,980,540
2002-03 ^{xii}	153,707,000	175,840,808	139,065,000	159,090,360
2003-04 ^{xiii}	155,604,000	173,162,428	134,815,000	150,027,588
2004-05 ^{xiv}	152,111,000	166,203,423	130,051,000	142,099,660
2005-06 ^{xv}	151,683,000	162,173,226	129,491,000	138,446,452
2006-07 ^{xvi}	172,507,000	180,887,267	149,990,000	157,276,407
2007-08 ^{xvii}	182,507,000	187,253,819	161,904,000	166,114,956
2008-09 ^{xviii}	182,242,000	182,721,164	158,270,000	158,686,135
2009-10 ^{xix}	183,122,000	183,122,000	158,390,000	158,390,000
TOTAL	3,692,474,000	5,644,668,186	3,391,636,000	5,409,747,103
	... not applicable	... not available		

ⁱ The figures are reflecting the mandate of the Canada Council for the Arts in 2009-10. Therefore, the amounts for Social Sciences and Humanities programs that were part of the Canada Council from 1957-58 until 1977-78 are excluded.

Sources:

Parliamentary Appropriation: Canada Council for the Arts, Annual Reports – Finances section, 1957-58 to 2009-10.

Arts Funding: from 1957-58 until 1981-82: L. Mailhot, B. Melançon, *Le Conseil des arts du Canada*, 1957-82, Léméac, 1982, p.67; for 1982-83 and 1983-84: Canada Council for the Arts, 1983-84 *Annual Report*; from 1984-85 until 1993-94: Canada Council for the Arts, Annual Reports – Finances section; from 1994-95 until 2008-09: Canada Council for the Arts, Annual Reports.

ⁱⁱ The Parliamentary Appropriation is the main source of revenue of the Canada Council for the Arts. It provides for the funding of different arts programs and prizes, the National Commission for UNESCO, art purchases for the Art Bank (created in 1972) and payments to authors through the Public Lending Right Commission (created in 1986). The Parliamentary Appropriation is not used for Special Funds like the Killam or Molson Prizes.

ⁱⁱⁱ The Arts Funding includes grants to artists and art organizations through different programs, art purchases for the Art Bank and payments to authors by the Public Lending Right Commission. It also includes Canada Council for the Arts' Prizes, like the Jules Léger Prize for New Chamber Music and the Governor General's Awards and Prizes in Literature, Performing Arts, Architecture, Visual and Media Arts. Arts Funding does not include Special Funds like the Killam or Molson Prizes.

^{iv} The Statistics Canada Consumer Price Index, historical summary tables were used for the conversion of Current Dollars into 2009-10 Dollars. <<http://www40.statcan.ca/01/cst01/econ46a.htm>>.

^v In 1957, the Government of Canada received 100 million dollars from the death duties of Sir James Hamet Dunn (Bathurst, New Brunswick, 1874 – St. Andrews, New Brunswick, 1956) and Izaak Walton Killam (Yarmouth, Nova Scotia, 1885 – Grand-Cascapédia, Québec, 1955), and invested \$50 million (\$365 million – 2006-07 dollars) in an Endowment Fund and \$50 million in a University Capital Grants Fund. Those investments made possible the creation of the Canada Council for the Arts. As stated in the *Canada Council Act*, the mandate of the Canada Council for the Arts is to foster and promote the study and enjoyment of, and the production or works in, the arts, humanities and social sciences. From 1957-58 until 1964-65, there was no parliamentary appropriation. The interest and dividends earned from the Endowment Fund were the main source of revenue that made possible Arts Funding.

^{vi} From 1965-66 until 1977-78, the amount of the Parliamentary Appropriation shown in the table reflects the portion for the Arts programs and the National Commission for UNESCO. That portion is established on the percentage of the expenses for both and the expenses for the Social Sciences and Humanities programs as reported in the Annual Reports of those fiscal years. Below, for each fiscal year, are the percentages of the expenses for the Arts programs and the National Commission for UNESCO.

1965-66 : 55.60%	1969-70 : 35.83%	1973-74 : 47.43%	1977-78 : 56.84%
1966-67 : 44.74%	1970-71 : 36.49%	1974-75 : 50.04%	
1967-68 : 39.27%	1971-72 : 39.96%	1975-76 : 55.16%	
1968-69 : 36.34%	1972-73 : 44.57%	1976-77 : 54.68%	

^{vii} The 1996-97 Parliamentary Appropriation drop reflects a \$3.1 million transfer from the Canada Council for the Arts for funding of the National Theatre School and the National Ballet School.

^{viii} 1997-98 Parliamentary Appropriation includes a \$25 million annual addition that begins this year.

^{ix} For the Parliamentary Appropriation, a total of \$10 million in one-time funding was received (\$4 million in 1998-99, \$4 million in 1999-2000 and \$2 million in 2000-01) to fund special Millennium projects through the Millennium Arts Fund. The Millennium Arts Fund provided \$10 million in grants over two years (1998-99 and 1999-2000). A small portion (about \$602,000) was disbursed as additional grants in 2000-01.

^x 2000-01 Parliamentary Appropriation includes a \$10 million annual addition that begins this year and \$600,000 for PICLO (Partenariat interministériel avec les communautés de langue officielle).

^{xi} 2001-02 Parliamentary Appropriation includes \$25 million supplementary appropriation announced in May 2001, \$900,000 for PICLO and \$295,000 for IPOLC (Interdepartmental Partnership with Official Language Communities).

^{xii} 2002-03 Parliamentary Appropriation includes \$25 million supplementary appropriation, \$900,000 for PICLO and \$500,000 for IPOLC.

^{xiii} 2003-04 Parliamentary Appropriation includes \$25 million supplementary appropriation, \$1,119,000 for Terminus 1525, \$580,000 for Dance Presenters, \$500,000 for IPOLC, \$450,000 for PICLO, \$1 million for Equipment Acquisition Assistance for Media Arts Production Organizations, and \$50,000 for the Creator Rights Alliance.

^{xiv} 2004-05 Parliamentary Appropriation includes \$25 million supplementary appropriation, \$600,000 for Terminus 1525, \$300,000 for the Sound Recording Development program, \$500,000 for IPOLC, \$450,000 for PICLO, \$230,000 for CITF (Commission internationale du théâtre francophone), and \$200,000 for the SPARK initiative (also contribution of \$1.5M to the reallocation initiative).

^{xv} 2005-06 Parliamentary Appropriation includes \$25 million supplementary appropriation and a portion of \$2,500,000 for Capacity Building Initiative (also contribution of \$1.5M to the reallocation initiative).

^{xvi} The Parliamentary Appropriation for 2006-07 includes a supplement of \$20 million; it is preliminary and subject to revision.

^{xvii} The Parliamentary Appropriation for 2007-08 includes a supplement of \$30 million.

^{xviii} The Parliamentary Appropriation for 2008-09 includes supplements of \$500,000 for the UNESCO International Fund for Cultural Diversity, \$800,000 for PICLO/IPOLC, and \$250,000 for Sound Recording Development program.

^{xix} The Parliamentary Appropriation for 2009-10 includes a supplement of \$750,000 for the implementation of the new National Translation Program for Book Publishing and an retroactive adjustment of \$1.5M for compensation adjustment.

**Table 5: Canada Council for the Arts grants by province and territory, 2009-10:¹
Comparison with population, artists, grant applications and peer assessment committee members**

	Canada Council grant \$ 2009-10	% of grants (Canada)	Population as of July 1st, 2009 ('000s) ²	% of population	Number of artists 2006 ³	% of artists	Total grant applications 2009-10	% of total grant appl's (Canada)	Peer assessors 2009-10 ⁴	% of Peer assessors (Canada)
Newfoundland and Labrador	\$1,666,595	1.15%	508.9	1.51%	1,200	0.86%	179	1.15%	14	1.87%
Prince Edward Island	\$379,245	0.26%	141.0	0.42%	470	0.34%	46	0.29%	1	0.13%
Nova Scotia	\$4,304,427	2.97%	938.2	2.78%	3,735	2.67%	440	2.82%	46	6.16%
New Brunswick	\$2,015,550	1.39%	749.5	2.22%	1,900	1.36%	217	1.39%	17	2.28%
Québec	\$46,256,455	31.93%	7,828.9	23.20%	30,170	21.55%	5,219	33.44%	231	30.92%
Ontario	\$47,778,321	32.98%	13,069.2	38.74%	56,860	40.62%	4,922	31.54%	200	26.77%
Manitoba	\$6,568,630	4.53%	1,222.0	3.62%	3,920	2.80%	430	2.76%	31	4.15%
Saskatchewan	\$3,536,871	2.44%	1,030.1	3.05%	3,045	2.18%	280	1.79%	30	4.02%
Alberta	\$10,469,130	7.23%	3,687.7	10.93%	12,160	8.69%	1,221	7.82%	54	7.23%
British Columbia	\$20,704,507	14.29%	4,455.2	13.20%	25,890	18.49%	2,512	16.10%	112	14.99%
Yukon	\$524,510	0.36%	33.7	0.10%	210	0.15%	75	0.48%	5	0.67%
Northwest Territories	\$197,365	0.14%	43.4	0.13%	180	0.13%	34	0.22%	5	0.67%
Nunavut	\$457,500	0.32%	32.2	0.10%	250	0.18%	32	0.21%	1	0.13%
TOTAL (excl. international)	\$144,859,106	100.0%	33,739.3	100.0%	140,040	100.00%	15,607	100.0%	747	100.0%
Other (international)	\$1,277,058	532	..	10	..
TOTAL (incl. international)	\$146,136,164	16,139	..	757	..

¹ All Canada Council grant figures exclude Art Bank purchases, special funds, PLR and UNESCO.

² Statistics Canada: Canada's National Statistical Agency. "Population by year, by province and territory," July 2009, <<http://www40.statcan.gc.ca/l01/cst01/demo02a-eng.htm>>.

³ Hill Strategies Research Inc. "Artists in Canada's Provinces and Territories Based on the 2006 Census," *Statistic Insights on the Arts*, Vol.7 No. 5, March 2009, <http://www.hillstrategies.com/docs/Artists_provinces2006.pdf>.

⁴ Excludes external assessors and staff.

Table 6: Five-year breakdown of grants by discipline
2005-06 to 2009-10⁵

	2005-06	2006-07	2007-08	2008-09	2009-10
Dance	\$14,986,628	\$17,153,392	\$18,541,929	\$18,754,529	\$18,304,752
Music	\$26,318,856	\$30,955,194	\$33,961,538	\$29,629,542	\$29,473,318
Theatre	\$22,159,667	\$26,995,375	\$29,136,851	\$26,968,075	\$26,583,041
Visual Arts	\$17,120,907	\$20,556,289	\$21,701,507	\$21,035,945	\$21,252,130
Media Arts	\$11,826,106	\$13,981,596	\$14,355,164	\$14,243,196	\$14,299,240
Writing and Publishing	\$20,089,503	\$23,511,232	\$24,158,223	\$23,717,419	\$24,574,977
Inter-Arts	\$1,441,449	\$2,278,050	\$2,374,260	\$3,121,957	\$2,520,305
Prizes and Other ⁶	\$6,576,326	\$5,407,419	\$8,574,135	\$8,168,680	\$9,128,401
Grants Programs⁷	\$120,519,442	\$140,838,547	\$152,803,607	\$145,639,343	\$146,136,164
Public Lending Right Program	\$9,001,099	\$9,062,476	\$9,115,095	\$9,901,024	\$9,939,089
Art Bank Purchase Program	\$231,265	\$286,066
Canadian Commission for UNESCO	...	\$89,033	\$76,745	\$82,601	\$92,300
Special Funds ⁸	\$2,590,919	\$2,619,423	\$2,622,662	\$2,415,955	\$2,219,590
TOTAL FUNDING OF THE CANADA COUNCIL FOR THE ARTS	\$132,111,460	\$152,609,479	\$164,618,109	\$158,270,188	\$158,673,209

⁵ Total grants figures may not add due to rounding. Also, figures are compiled from a "live" system that reflects ongoing changes to the status of individual grants, including grant adjustments, grant cancellations and declined grants. As a result, grant totals on this table may vary slightly from grant totals appearing on other tables produced at an earlier or later date.

⁶ "Other" includes the Audience and Market Development programs, the Aboriginal Arts Secretariat, the Equity Office, the Strategic Investment Fund, the 50th Anniversary program, and miscellaneous funding through the office of the Director of the Arts Division.

⁷ The total of Grants Programs excludes prizes awarded through special funds, such as the Molson Prize, Killam Prizes etc. and Public Lending Right payments. The Total Funding of the Canada Council for the Arts includes Special funds (see note 8 below) as well as Public Lending Right Payments.

⁸ Special Funds includes all endowed prizes, Killam Research Fellowships and Prizes and the Japan-Canada Fund.

Table 7: Five-year breakdown of grants by province and territory,
2005-06 to 2009-10⁹

	2005-06	2006-07	2007-08	2008-09	2009-10
Newfoundland and Labrador	\$1,333,179	\$1,693,537	\$1,753,580	\$1,630,998	\$1,666,595
Prince Edward Island	\$258,689	\$290,200	\$423,933	\$305,375	\$379,245
Nova Scotia	\$3,410,153	\$3,855,514	\$4,289,679	\$3,900,798	\$4,304,427
New Brunswick	\$1,828,508	\$2,107,799	\$2,144,875	\$2,135,105	\$2,015,550
Québec	\$37,751,013	\$44,522,063	\$47,820,618	\$45,692,986	\$46,256,455
Ontario	\$40,288,640	\$47,530,459	\$50,961,488	\$48,244,065	\$47,778,321
Manitoba	\$5,876,587	\$6,506,365	\$6,707,026	\$6,335,847	\$6,568,630
Saskatchewan	\$3,144,825	\$3,265,057	\$3,182,852	\$3,526,524	\$3,536,871
Alberta	\$7,036,001	\$8,856,684	\$10,490,767	\$10,294,200	\$10,469,130
British Columbia	\$17,419,457	\$19,695,547	\$22,562,270	\$21,329,868	\$20,704,507
Yukon	\$504,800	\$582,225	\$453,555	\$511,427	\$524,510
Northwest Territories	\$184,540	\$214,045	\$232,040	\$204,105	\$197,365
Nunavut	\$376,400	\$421,600	\$506,898	\$236,470	\$457,500
Other ¹⁰	\$1,106,650	\$1,297,452	\$1,274,026	\$1,291,575	\$1,277,058
Grants Programs	\$120,519,442	\$140,838,547	\$152,803,607	\$145,639,343	\$146,136,164

⁹ Special Funds includes all endowed prizes, Killam Research Fellowships and Prizes and the Japan-Canada Fund.

¹⁰ Includes arts organizations and artists whose address is outside Canada, e.g. grant recipients under the International Translation Grants Program.

Table 8: Grants by Program and Province or Territory, 2009-10*

UNIT	PROGRAM	NL	PE	NS	NB	QC	ON	MB	SK	AB	BC	YT	NT	NU	FOREIGN	TOTAL
Aboriginal Arts Office				\$2,200		\$418,400	\$414,300	\$44,000	\$128,000	\$52,900	\$484,150	\$63,000	\$14,000	\$126,500		\$1,747,450
0354	Elder/Youth Legacy Program: Support for Aboriginal Artistic Practices (Pilot Program)					15,000	42,000				59,000			17,000		133,000
0359	Artists and Community Collaboration Program (ACCP)					15,000					20,000					35,000
0362	Aboriginal Peoples Collaborative Exchange Travel Grants			2,200		8,000	24,300			3,500	13,550	3,000	3,000			57,550
0363	The Flying Eagle					12,000	32,000	4,000	8,000	8,000	33,600		4,000	4,000		105,600
0366	Aboriginal Peoples Collaborative Exchange: International					28,400	92,000			16,400	28,000	40,000		30,000		234,800
0367	Aboriginal Peoples Collaborative Exchange: National					70,000	32,000			12,000	75,000		7,000	25,500		221,500
0386	Capacity Building Program for Aboriginal Arts Organizations: Multi-Year Project Funding					270,000	170,000		120,000		230,000	20,000		50,000		860,000
0387	Capacity Building Program for Aboriginal Arts Organizations: Project Funding						22,000	40,000		13,000	25,000					100,000
Audience & Market Development		\$14,750	\$7,595	\$51,067	\$36,575	\$896,055	\$649,460	\$61,715	\$10,725	\$57,430	\$295,419	\$33,490	\$17,050		\$43,010	\$2,174,341
0337	The Flying Squad					16,990	8,700				6,100					31,790
0338	Grants to Agents, Managers and Artists' Representatives in the Performing Arts: Annual and Multi-year			40,000		284,000	237,000	23,625		15,000	150,375	18,000				768,000
0340	Audience and Market Development Travel Grants: Canada	7,150	3,395	8,767	7,800	179,440	151,325	1,740	420	15,590	44,260	9,230	10,000			439,117
0346	Audience and Market Development Travel Grants Program: International	7,600	4,200	2,300	28,775	415,625	252,435	36,350	10,305	26,840	94,684	6,260	7,050		43,010	935,434

UNIT	PROGRAM	NL	PE	NS	NB	QC	ON	MB	SK	AB	BC	YT	NT	NU	FOREIGN	TOTAL
Dance		\$82,000	\$1,250	\$193,200	\$10,875	\$6,858,155	\$6,161,636	\$1,453,268		\$846,055	\$2,642,954	\$27,000			\$28,359	\$18,304,752
2105	Travel Grants to Dance Professionals		1,250	850	875	24,329	29,110	2,500		3,300	15,395				8,359	85,968
2120	Creation/Production in Dance			35,000		4,411,000	4,011,500	1,224,000		590,000	1,157,000					11,428,500
2121	Artists and the Community Collaboration Program (ACCP)					25,000	65,500				55,000					145,500
2151	Dance Touring Grants			7,000	10,000	332,395	397,900	174,768		100,000	264,937					1,287,000
2155	Dance Touring Grants - International					477,771	37,000	25,000		18,000	68,000					625,771
2167	Dance Presenter Support: Festivals	40,000				195,000	188,031			13,900	103,445					540,376
2168	Dance Presenter Support: Foreign Artists Tours					16,500	22,250			22,250	22,000					83,000
2170	Support Services to the Dance Milieu			15,000		319,500	465,980			49,000	251,000					1,100,480
2172	Visiting Foreign Artists Program (Pilot Program)					1,500	9,145				2,250					12,895
2177	Annual Support to Aboriginal Peoples Dance Companies, Organizations and Collectives						85,000				165,000					250,000
2178	Aboriginal Peoples Production Project Grants in Dance						119,000				20,000	27,000				166,000
2180	The Dance Flying Squad I: An Organizational Development Program in Dance			25,350		129,860	46,720			5,605	45,427					252,962
2201	Grants to Dance Professionals: Emerging/Mid-Career			36,000		87,000	116,500	7,000			75,500					322,000
2202	Grants to Dance Professionals: Established					13,000	30,000				47,000					90,000
2203	Production Project Grants in Dance	20,000		27,000		636,000	284,000	20,000			248,000				20,000	1,255,000
2204	Grants to Aboriginal Dance Professionals						22,000			12,000	10,000					44,000
2215	International Co-Production Program for Dance					85,000										85,000
2217	Dance On Screen Production Fund					35,000	115,000				50,000					200,000

UNIT	PROGRAM	NL	PE	NS	NB	QC	ON	MB	SK	AB	BC	YT	NT	NU	FOREIGN	TOTAL
8143	Governor General's Awards in Visual and Media Arts					75,000	50,000				25,000				25,000	175,000
8161	Governor General's Literary Awards	1,000			1,000	159,000	110,000	1,000	1,000	25,000	57,000			1,000	50,000	406,000
8166	CBC Literary Awards					30,000	10,000		6,000		14,000					60,000
8171	Governor General's Literary Awards - Publisher Promotion					15,000	18,000				6,000				3,000	42,000
Equity Office				\$68,500		\$243,250	\$754,280	\$30,000		\$28,750	\$292,500					\$1,417,280
0369	Capacity Building Grants for Culturally Diverse Arts Organizations			30,000		175,000	601,000	30,000		25,000	283,000					1,144,000
0372	Travel Grants to Stand Firm Participants (Culturally Diverse Arts Organizations)			6,000			500			1,750	4,000					12,250
0374	Intersectional Initiatives						4,530									4,530
0378	Community Capacity Building Grants for Culturally Diverse Arts Organizations			30,000		60,000	110,000									200,000
0379	Professional Development Travel Grants for Culturally Diverse Artists (Pilot)			2,500		8,250	38,250			2,000	5,500					56,500
Inter-Arts Office				\$15,000	\$30,000	\$1,249,655	\$463,900	\$47,300	\$194,600	\$68,850	\$293,500		\$30,000	\$87,500	\$40,000	\$2,520,305
2923	Inter-Arts Program: Travel Grants to Professional Artists					26,000	25,000			3,750	15,000			17,500	1,500	88,750
2928	Visiting Foreign Artists Program (Pilot Program)					5,000	3,500				2,500					11,000
2931	The Flying Squad					53,230	8,000			12,600	8,000					81,830
2934	Integrated Arts Program for Organizations: Creation/Production Project Grants						35,300									35,300
2935	Integrated Arts Program for Organizations: Dissemination, Support and Development Grants					422,000	92,800		30,000	50,000	80,000		30,000			704,800

UNIT	PROGRAM	NL	PE	NS	NB	QC	ON	MB	SK	AB	BC	YT	NT	NU	FOREIGN	TOTAL
2936	Integrated Arts Program for Organizations: Operating Grants					440,000			80,000		143,000			45,000		708,000
2938	Integrated Arts Program: Touring Grants					51,725	45,000	17,300						25,000		139,025
2939	Integrated Arts Program for Organizations: Artists and Community Collaboration			15,000		25,000	77,000	30,000	59,600		20,000					226,600
2946	Integrated Arts Program for Artists: Creation/Production Project Grants				30,000	196,800	147,800		25,000		25,000				12,500	437,100
2947	Integrated Arts Program for Artists: Artists and Community Collaboration					29,900	29,500			2,500					26,000	87,900
Media Arts		\$283,500	\$77,400	\$489,080	\$219,700	\$4,907,469	\$4,250,399	\$754,272	\$363,280	\$593,820	\$1,867,575	\$173,220	\$27,525	\$178,000	\$114,000	\$14,299,240
3070	Annual Assistance to Cinematheques					217,000	228,000				205,000					650,000
3204	Grants to Film and Video Artists	70,000		101,000		1,660,000	1,239,000	105,000	32,000	80,000	285,000			95,000	104,000	3,771,000
3209	Grants to New Media and Audio Artists: New Media Residencies			60,000		60,000										120,000
3215	Grants to New Media and Audio Artists - Production Grants			54,000		317,000	216,000			45,000	216,000	14,000				862,000
3220	Grants to New Media and Audio Artists - Research Grants					73,000	20,000	20,000			20,000					133,000
3225	Travel Grants to Media Artists	1,000		3,000	3,000	121,619	102,390	10,500	1,500	12,000	26,260	6,000			10,000	297,269
3226	Visiting Foreign Artists Program (Pilot Program)			2,500		9,500	5,259	5,752								23,011
3240	Aboriginal Media Arts Program			14,000		80,000	46,000	20,000	19,000	20,000	106,000	85,000		18,000		408,000
3252	Artists and Community Collaboration Program (ACCP)				6,500	60,000	106,000	6,000	20,000	20,000	35,000					253,500
3271	Annual Assistance for Programming			63,700		251,800	215,400	107,600	30,000	93,500	67,000	12,000				841,000
3273	Annual Assistance to Distribution Organizations					254,000	263,000	110,000			161,000					788,000

UNIT	PROGRAM	NL	PE	NS	NB	QC	ON	MB	SK	AB	BC	YT	NT	NU	FOREIGN	TOTAL
3275	Media Arts Commissioning Program					116,500	152,500				24,800					293,800
3278	Media Arts Project Grants	87,500	20,000	9,900	46,900	262,500	395,500	125,000	73,100	20,000	134,800	19,500				1,194,700
3285	Annual Assistance to Media Arts Production Organizations	80,500	42,400	139,080	46,400	957,150	570,400	133,220	121,180	245,820	334,800	31,720	20,000	50,000		2,772,670
3290	Equipment Acquisition Assistance to Media Arts Production Organizations	14,500	15,000	32,500	10,000	147,000	103,000	20,000	35,000	55,000	65,000	5,000	7,000	15,000		524,000
3295	Organizational Development in Media Arts			9,400	66,400	73,400	116,100	33,200			47,800					346,300
3300	Annual Assistance to Media Arts Festivals	30,000			34,500	229,900	456,900	48,000	31,500		124,100					954,900
3305	The Flying Squad				6,000	17,100	14,950	10,000		2,500	15,015		525			66,090
	Music	\$159,700	\$86,000	\$981,940	\$115,300	\$7,824,457	\$10,819,089	\$1,565,505	\$404,200	\$2,710,150	\$4,516,677	\$15,700	\$31,100	\$10,000	\$233,500	\$29,473,318
3550	Professional Choir Program	6,500		9,000		99,000	284,250	24,500		53,000	286,750					763,000
3560	New Music Program	45,000		38,000	12,000	630,000	1,043,900	45,000	8,000	28,000	302,600					2,152,500
3570	Grants for Specialized Music Sound Recording		15,000			475,100	383,200	11,000		10,500	157,600		10,000	10,000	5,000	1,077,400
3571	Grants for Specialized Music Distribution					82,000	150,000	18,000								250,000
3625	Concert Production and Rehearsal Program for Non-Classical and Chamber Classical Music			4,000		259,300	224,700				78,500	7,000				573,500
3626	Artists and Community Collaboration Program (ACCP)				5,600	42,000	84,500			2,900	10,000					145,000
3635	Grants to Professional Musicians (Individuals) - Classical Music	5,000				284,000	235,000	20,000	15,000	26,000	99,000				52,000	736,000
3640	Grants to Professional Musicians (Individuals) - Non-Classical Music	4,000				346,000	261,800	34,000	12,000	7,000	82,000				58,000	804,800
3671	Residencies and Commissioning of Canadian Compositions			20,000						40,000	35,000					95,000
3672	Commissioning of Canadian Compositions	1,500	2,500	13,500	14,000	175,800	131,500	22,500		25,000	71,550				60,600	518,450

UNIT	PROGRAM	NL	PE	NS	NB	QC	ON	MB	SK	AB	BC	YT	NT	NU	FOREIGN	TOTAL
3673	Residencies for Composers and Conductors					69,500		20,000		20,000	20,000					129,500
3710	Travel Grants to Professional Musicians	2,000		5,750		40,750	44,000	2,250	2,000	18,450	24,250				10,500	149,950
3730	Professional Orchestra Program	76,600	17,000	663,400	45,700	3,315,500	3,774,200	985,800	292,000	1,585,700	1,829,000					12,584,900
3740	Opera/Music Theatre Program			10,700	16,000	896,000	3,150,200	157,000	21,000	776,000	995,600					6,022,500
3745	Music Festivals Programming Project Grants	7,000	5,000	17,000	18,500	76,900	82,500		14,700		70,000		20,000			311,600
3753	Music Touring Grants	6,100	28,500	158,500		516,380	534,265	189,975	13,000	81,500	285,400	7,000			31,500	1,852,120
3754	Music Festival Travel Grants			1,400		40,700	31,859	2,000			28,700	1,700				106,359
3758	Visiting Foreign Artists Program (Pilot Program)					5,000	2,500	2,000		1,500	4,000					15,000
3759	International Touring Assistance in Music (Pilot Project)		18,000			191,300	117,745			23,000	46,182					396,227
3760	Career Development Program	5,000		4,000	3,500	176,900	90,100		11,500	7,700	57,600				4,900	361,200
3765	Aboriginal Peoples Music Program					12,500	108,500	15,000	15,000		6,933				11,000	168,933
3766	Aboriginal Peoples Travel Grants	1,000					7,700	2,500		3,900			1,100			16,200
3775	The Flying Squad: Music Organizational Assistance Program			36,690		89,827	76,670	13,980			26,012					243,179
Partnerships and Networks							\$20,000			\$2,139,630						\$2,159,630
0472	Alberta Creative Development Initiative: Grants to Individuals						20,000			1,262,700						1,282,700
0473	Alberta Creative Development Initiative: Grants to Organizations									876,930						876,930
Theatre		\$588,025	\$9,000	\$1,081,600	\$529,800	\$8,578,195	\$8,693,205	\$1,011,750	\$757,070	\$2,036,055	\$3,137,401	\$112,500		\$2,000	\$46,440	\$26,583,041
4540	Operating Grants to Professional Theatre Organizations	442,275		860,500	507,000	6,827,800	7,249,500	950,500	730,500	1,816,500	2,476,300	67,000				21,927,875
4545	Theatre Production Project Grants for Established Artists	15,000	9,000	55,000		280,500	280,500		12,000	20,500	158,151	13,000				843,651

UNIT	PROGRAM	NL	PE	NS	NB	QC	ON	MB	SK	AB	BC	YT	NT	NU	FOREIGN	TOTAL
4570	Grants to Theatre Artists	24,000		24,000		194,000	280,000	24,000		36,000	127,800					709,800
4573	Travel Grants to Theatre Artists	500		4,250		35,250	33,750	1,750	3,750	10,000	12,500			2,000		103,750
4582	Theatre Production Project Grants for Emerging Artists	15,000		11,000	3,000	198,000	110,000	15,000		25,000	54,500					431,500
4583	Artists and Community Collaboration Program in Theatre (ACCP)					38,000	95,000				55,000					188,000
4585	Developmental Support to Aboriginal Theatre Organizations	15,000				10,000	43,000				30,000	25,000				123,000
4600	Theatre Touring and Special Initiatives Program	75,000		68,000	8,000	338,000	289,000	11,000		38,000	136,500					963,500
4615	Travel Assistance for Theatre Artistic Directors, Administrators and Presenters	1,250		3,350	1,500	3,250	12,000	3,000	1,250	3,855	7,750	500				37,705
4620	The Flying Squad			34,000	8,000	83,120	78,530	6,500	6,970	9,700	40,100	7,000				273,920
4625	Theatre Presenting Program - Festival Co-production Assistance			10,000			37,500									47,500
4630	Theatre International Program			11,500		526,250	178,100			74,000	35,500					825,350
4650	Grants for the Translation of Canadian Theatre Works				2,300	18,525	825		2,600		1,800				23,240	49,290
4651	Visiting Foreign Artists Program (Pilot Program)					5,500	5,500			2,500	1,500					15,000
4655	Commission internationale du théâtre francophone (CITF)					20,000									23,200	43,200
	Visual Arts	\$262,360	\$162,100	\$724,300	\$543,480	\$5,631,810	\$7,321,720	\$699,300	\$1,172,600	\$1,059,150	\$3,431,860	\$62,200	\$20,000	\$32,500	\$128,750	\$21,252,130
5526	Assistance to Art Museums and Public Galleries	108,000	150,000	383,000	145,000	1,555,000	2,639,000	337,000	605,000	581,000	1,442,000	39,000				7,984,000
5528	Support to National Visual Arts Service Organizations				61,000	268,000	238,000									567,000
5540	Assistance to Artist-Run Centres	58,500		101,000	157,300	1,328,230	1,216,050	113,050	328,300	219,500	555,000		20,000			4,096,930

UNIT	PROGRAM	NL	PE	NS	NB	QC	ON	MB	SK	AB	BC	YT	NT	NU	FOREIGN	TOTAL
5625	Assistance to Contemporary Fine Craft Artists and Curators	40,000		39,000		59,000	191,300				40,000					369,300
5660	Grants to Professional Independent Critics and Curators					41,000	75,800	19,200			34,000				25,000	195,000
5731	Assistance to Visual Artists - Project grants	20,000		62,100	53,800	854,300	1,120,800	62,700	80,000	98,200	424,900				100,000	2,876,800
5732	Assistance to Visual Artists - Long-Term Grants			80,000		320,000	520,000	40,000			240,000					1,200,000
5737	International Residencies Program in Visual Arts					107,500	60,700	23,500			80,000					271,700
5760	Travel Grants to Professionals in the Visual Arts	5,000		7,500	5,250	50,000	88,750	4,750	8,000	12,250	47,750			7,500	3,750	240,500
5781	Acquisition Assistance for Art Museums and Public Galleries		12,100	29,400	38,800	89,600	117,800	12,700	60,800	50,400	81,300	5,000				497,900
5782	Assistance to Professional Canadian Contemporary Art Dealers (Pilot Program)					30,000	101,500			20,000	48,500					200,000
5804	Assistance to Major International Exhibitions					325,000	334,000				15,000					674,000
5805	Project Grants for Organizations in the Visual Arts	19,000		20,300	74,000	257,200	347,100	22,900	13,000	64,800	77,970	13,200				909,470
5806	Visiting Foreign Artists Program (Pilot Programme)	2,000		2,000		4,000	9,000	2,500	3,000	2,500	5,000					30,000
5807	Artists and the Community Collaboration Program (ACCP)					14,400	53,200	26,000	31,900							125,500
5825	Assistance to Aboriginal Curators for Residencies in Visual Arts						50,000	35,000			70,000					155,000
5828	Aboriginal Traditional Visual Art Forms Program for Individuals					40,000			20,000		77,000	5,000				142,000

UNIT	PROGRAM	NL	PE	NS	NB	QC	ON	MB	SK	AB	BC	YT	NT	NU	FOREIGN	TOTAL
5829	Aboriginal Traditional Visual Art Forms Program for Organizations										20,000			25,000		45,000
5830	Assistance to Culturally Diverse Curators for Residencies in Visual Arts						35,000				65,000					100,000
5841	Assistance to Practitioners, Critics and Curators of Architecture					54,000	56,000				40,000					150,000
5842	Assistance for the Promotion of Architecture					170,500	40,000		20,000		35,500					266,000
5845	The Flying Squad	9,860			8,330	64,080	27,720		2,600	10,500	32,940					156,030
Writing and Publishing		\$275,260	\$35,900	\$677,540	\$528,820	\$9,342,509	\$7,683,132	\$866,520	\$499,396	\$851,340	\$3,134,471	\$37,400	\$57,690	\$20,000	\$564,999	\$24,574,977
6025	Book Publishing Support - Emerging Publisher Grants			10,000		200,000	85,000			20,000	35,000					350,000
6030	Book Publishing Support - Block Grants	109,900	25,300	303,300	204,300	3,791,500	3,113,400	385,100	191,700	241,600	1,174,900					9,541,000
6035	Book Publishing Support - Translation Grants			5,900	5,100	933,300	146,700	4,600		16,300	64,700					1,176,600
6045	International Translation Grants														352,400	352,400
6046	Visiting Foreign Artists Program (Pilot Program)					18,000			2,500	1,500						22,000
6055	Book Publishing Support - Author Promotion Tours	2,300	1,000	9,300	10,900	125,700	129,300	10,100	8,200	11,200	52,900					360,900
6058	Book Publishing Support - Grants for Art Books					85,000	15,000		10,000		20,000					130,000
6075	Grants to Literary and Art Magazines	10,000		18,200	49,400	1,095,000	1,280,100	173,000	86,000	96,500	393,600					3,201,800
6090	Literary Readings and Festivals									1,000						1,000
6091	Author Residencies	10,000		5,000	20,000	4,200	81,000	30,000	15,000	27,000	39,200					231,400
6093	Literary Readings	24,660	4,600	20,440	26,860	178,128	240,380	9,100	19,266	42,710	113,221	8,200	10,190			697,755
6133	Grants to Professional Writers - Creative Writing	70,000		148,000	101,000	1,184,666	867,000	98,000	24,000	178,000	751,000	8,200	24,000		208,000	3,661,866
6235	Travel Grants to Professional Writers		5,000	1,500	1,500	51,315	42,657	1,500	2,500	4,650	22,500				4,599	137,721

UNIT	PROGRAM	NL	PE	NS	NB	QC	ON	MB	SK	AB	BC	YT	NT	NU	FOREIGN	TOTAL
7550	The Duke and Duchess of York Prize in Photography						8,000									8,000
7575	Jean A. Chalmers Fund for the Crafts				10,000	15,000					5,000					30,000
7580	Joan Lowndes Award						3,500									3,500
7600	Joseph S. Stauffer Prizes					10,000						5,000				15,000
7625	Canada Council for the Arts Molson Prizes						50,000				50,000					100,000
7675	Victor Martyn Lynch-Staunton Awards					75,000	15,000	15,000								105,000
7676	John Hobday Awards in Arts Management					10,000					10,000					20,000
7725	J. B.C. Watkins Award					10,000	15,000				5,000					30,000
7775	John Stephen Hirsch Prize					6,000	6,000									12,000
7800	John G. Diefenbaker Award														75,000	75,000
7875	Jean-Marie Beaudet Award in Orchestra Conducting										1,000					1,000
7925	York Wilson Endowment Award								30,000							30,000
7927	Walter Carsen Prize for Excellence in the Performing Arts						50,000									50,000
Grand Totals (including Art Bank Purchase Program, Public Lending Right Program, Canadian Commission for UNESCO and Special Funds)		\$1,784,196	\$424,519	\$4,712,827	\$2,194,445	\$50,645,263	\$52,199,638	\$6,787,234	\$3,745,002	\$10,995,590	\$22,305,698	\$542,429	\$202,528	\$468,342	\$1,665,496	\$158,673,209

Table 9: Number of Grants by Program and Province or Territory, 2009-10*

UNIT	PROGRAM	NL	PE	NS	NB	QC	ON	MB	SK	AB	BC	YT	NT	NU	FOREIGN	TOTAL
Aboriginal Arts Office				1		23	38	3	4	8	29	3	3	6		118
0354	Elder/Youth Legacy Program: Support for Aboriginal Artistic Practices (Pilot Program)					1	3				4			1		9
0359	Artists and Community Collaboration Program (ACCP)					2					1					3
0362	Aboriginal Peoples Collaborative Exchange Travel Grants			1		4	13			2	5	1	1			27
0363	The Flying Eagle					3	8	1	2	2	9		1	1		27
0366	Aboriginal Peoples Collaborative Exchange: International					1	4			2	1	1		1		10
0367	Aboriginal Peoples Collaborative Exchange: National					4	2			1	4		1	1		13
0386	Capacity Building Program for Aboriginal Arts Organizations: Multi-Year Project Funding					8	7		2		4	1		2		24
0387	Capacity Building Program for Aboriginal Arts Organizations: Project Funding						1	2		1	1					5
Audience & Market Development		5	2	9	3	172	131	12	3	15	51	9	3		8	423
0337	The Flying Squad					2	1				1					4
0338	Grants to Agents, Managers and Artists' Representatives in the Performing Arts: Annual and Multi-year			1		13	10	1		1	6	1				33
0340	Audience and Market Development Travel Grants: Canada	3	1	6	2	39	38	3	1	7	23	5	1			129
0346	Audience and Market Development Travel Grants Program: International	2	1	2	1	118	82	8	2	7	21	3	2		8	257
Dance		3	1	16	2	171	123	10		18	100	1			11	456
2105	Travel Grants to Dance Professionals		1	1	1	21	25	1		4	20				10	84

UNIT	PROGRAM	NL	PE	NS	NB	QC	ON	MB	SK	AB	BC	YT	NT	NU	FOREIGN	TOTAL
2120	Creation/Production in Dance			1		28	15	4		2	12					62
2121	Artists and the Community Collaboration Program (ACCP)					1	3				3					7
2151	Dance Touring Grants			1	1	15	8	2		2	9					38
2155	Dance Touring Grants - International					28	2	1		1	2					34
2167	Dance Presenter Support: Festivals	1				3	6			1	4					15
2168	Dance Presenter Support: Foreign Artists Tours					1	1			1	1					4
2170	Support Services to the Dance Milieu			1		4	12			3	6					26
2172	Visiting Foreign Artists Program (Pilot Program)					1	5				1					7
2177	Annual Support to Aboriginal Peoples Dance Companies, Organizations and Collectives						1				3					4
2178	Aboriginal Peoples Production Project Grants in Dance						2				1	1				4
2180	The Dance Flying Squad I: An Organizational Development Program in Dance			3		20	7			1	6					37
2201	Grants to Dance Professionals: Emerging/Mid-Career			4		11	11	1			11					38
2202	Grants to Dance Professionals: Established					1	2				4					7
2203	Production Project Grants in Dance	1		2		28	12	1			12				1	57
2204	Grants to Aboriginal Dance Professionals						2			1	1					4
2215	International Co-Production Program for Dance					3										3
2217	Dance On Screen Production Fund					1	3				1					5

UNIT	PROGRAM	NL	PE	NS	NB	QC	ON	MB	SK	AB	BC	YT	NT	NU	FOREIGN	TOTAL
2935	Integrated Arts Program for Organizations: Dissemination, Support and Development Grants					10	3		1	1	2		1			18
2936	Integrated Arts Program for Organizations: Operating Grants					8			1		3			1		13
2938	Integrated Arts Program: Touring Grants					4	2	1						1		8
2939	Integrated Arts Program for Organizations: Artists and Community Collaboration			1		1	4	1	2		1					10
2946	Integrated Arts Program for Artists: Creation/Production Project Grants				1	9	9		1		1				1	22
2947	Integrated Arts Program for Artists: Artists and Community Collaboration					2	4			1					2	9
Media Arts		10	3	18	11	242	190	36	15	25	73	11	3	5	9	651
3070	Annual Assistance to Cinematheques					1	1				1					3
3204	Grants to Film and Video Artists	3		3		61	41	3	2	2	9			2	2	128
3209	Grants to New Media and Audio Artists: New Media Residencies			1		1										2
3215	Grants to New Media and Audio Artists - Production Grants			2		12	5			1	6	1				27
3220	Grants to New Media and Audio Artists - Research Grants					4	1	1			1					7
3225	Travel Grants to Media Artists	1		2	2	77	64	8	1	8	17	3			7	190
3226	Visiting Foreign Artists Program (Pilot Program)			1		4	2	3								10
3240	Aboriginal Media Arts Program			1		2	2	1	1	1	5	3		1		17

UNIT	PROGRAM	NL	PE	NS	NB	QC	ON	MB	SK	AB	BC	YT	NT	NU	FOREIGN	TOTAL
3252	Artists and Community Collaboration Program (ACCP)				1	3	6	1	1	1	2					15
3271	Annual Assistance for Programming			2		8	7	2	1	2	2	1				25
3273	Annual Assistance to Distribution Organizations					5	2	2			2					11
3275	Media Arts Commissioning Program					3	2				1					6
3278	Media Arts Project Grants	3	1	1	2	14	20	7	4	1	7	1				61
3285	Annual Assistance to Media Arts Production Organizations	1	1	2	1	18	9	2	2	4	6	1	1	1		49
3290	Equipment Acquisition Assistance to Media Arts Production Organizations	1	1	2	1	14	9	2	2	4	6	1	1	1		45
3295	Organizational Development in Media Arts			1	2	3	5	1			2					14
3300	Annual Assistance to Media Arts Festivals	1			1	8	12	2	1		4					29
3305	The Flying Squad				1	4	2	1		1	2		1			12
	Music	12	7	26	10	363	342	38	13	47	162	3	3	1	34	1,061
3550	Professional Choir Program	1		1		5	11	2		1	8					29
3560	New Music Program	1		4	1	24	20	1	1	3	11					66
3570	Grants for Specialized Music Sound Recording		1			47	43	1		2	15		1	1	1	112
3571	Grants for Specialized Music Distribution					3	1	1								5
3625	Concert Production and Rehearsal Program for Non-Classical and Chamber Classical Music			1		24	19				7	1				52
3626	Artists and Community Collaboration Program (ACCP)				1	4	7			1	1					14
3635	Grants to Professional Musicians (Individuals) - Classical Music	1				25	17	1	1	2	8				5	60

UNIT	PROGRAM	NL	PE	NS	NB	QC	ON	MB	SK	AB	BC	YT	NT	NU	FOREIGN	TOTAL
3640	Grants to Professional Musicians (Individuals) - Non-Classical Music	1				37	28	4	1	1	8				4	84
3671	Residencies and Commissioning of Canadian Compositions			1						2	2					5
3672	Commissioning of Canadian Compositions	1	1	2	3	36	19	6		4	14				13	99
3673	Residencies for Composers and Conductors					4		1		1	1					7
3710	Travel Grants to Professional Musicians	2		5		28	38	2	2	13	20				6	116
3730	Professional Orchestra Program	1	1	1	1	15	17	4	2	3	7					52
3740	Opera/Music Theatre Program			1	1	3	11	2	1	2	4					25
3745	Music Festivals Programming Project Grants	1	1	1	2	7	8		1		5		1			27
3753	Music Touring Grants	1	2	3		26	40	5	1	6	16	1			3	104
3754	Music Festival Travel Grants			1		10	9	1			8	1				30
3758	Visiting Foreign Artists Program (Pilot Program)					4	2	1		1	2					10
3759	International Touring Assistance in Music (Pilot Project)		1			12	8			2	7					30
3760	Career Development Program	1		1	1	29	15		2	1	10				1	61
3765	Aboriginal Peoples Music Program					1	9	1	1		2				1	15
3766	Aboriginal Peoples Travel Grants	1					4	1		2			1			9
3775	The Flying Squad: Music Organizational Assistance Program			4		19	16	4			6					49
Partnerships and Networks							1			136						137
0472	Alberta Creative Development Initiative: Grants to Individuals						1			96						97
0473	Alberta Creative Development Initiative: Grants to Organizations									40						40

UNIT	PROGRAM	NL	PE	NS	NB	QC	ON	MB	SK	AB	BC	YT	NT	NU	FOREIGN	TOTAL
Visual Arts		12	2	25	22	199	267	30	30	38	126	5	1	4	9	770
5526	Assistance to Art Museums and Public Galleries	1	1	4	2	12	30	3	6	6	11	1				77
5528	Support to National Visual Arts Service Organizations				1	2	2									5
5540	Assistance to Artist-Run Centres	2		3	4	26	20	3	5	5	9		1			78
5625	Assistance to Contemporary Fine Craft Artists and Curators	1		3		3	9				1					17
5660	Grants to Professional Independent Critics and Curators					2	4	2			1				1	10
5731	Assistance to Visual Artists - Project grants	1		5	3	49	60	5	4	6	24				5	162
5732	Assistance to Visual Artists - Long-Term Grants			2		8	13	1			6					30
5737	International Residencies Program in Visual Arts					5	3	1			3					12
5760	Travel Grants to Professionals in the Visual Arts	3		4	4	35	57	4	4	9	31			3	3	157
5781	Acquisition Assistance for Art Museums and Public Galleries		1	1	2	3	7	1	3	2	5	1				26
5782	Assistance to Professional Canadian Contemporary Art Dealers (Pilot Program)					3	8			1	4					16
5804	Assistance to Major International Exhibitions					3	4				1					8
5805	Project Grants for Organizations in the Visual Arts	2		2	5	22	30	6	2	6	10	2				87
5806	Visiting Foreign Artists Program (Pilot Programme)	1		1		2	4	1	1	1	2					13
5807	Artists and the Community Collaboration Program (ACCP)					1	5	2	2							10

UNIT	PROGRAM	NL	PE	NS	NB	QC	ON	MB	SK	AB	BC	YT	NT	NU	FOREIGN	TOTAL
5825	Assistance to Aboriginal Curators for Residencies in Visual Arts						1	1			2					4
5828	Aboriginal Traditional Visual Art Forms Program for Individuals					2			1		4	1				8
5829	Aboriginal Traditional Visual Art Forms Program for Organizations										1			1		2
5830	Assistance to Culturally Diverse Curators for Residencies in Visual Arts						1				2					3
5841	Assistance to Practitioners, Critics and Curators of Architecture					4	4				2					10
5842	Assistance for the Promotion of Architecture					5	1		1		2					9
5845	The Flying Squad	1			1	12	4		1	2	5					26
Writing and Publishing		20	6	49	33	501	356	44	30	65	197	3	5	1	124	1,434
6025	Book Publishing Support - Emerging Publisher Grants			1		11	6			1	2					21
6030	Book Publishing Support - Block Grants	3	1	7	3	71	48	9	4	5	18					169
6035	Book Publishing Support - Translation Grants			4	2	77	21	2		1	10					117
6045	International Translation Grants														109	109
6046	Visiting Foreign Artists Program (Pilot Program)					9			1	1						11
6055	Book Publishing Support - Author Promotion Tours	2	1	3	2	44	32	4	2	4	16					110
6058	Book Publishing Support - Grants for Art Books					6	1		1		2					10
6075	Grants to Literary and Art Magazines	1		1	3	42	36	3	2	4	12					104
6090	Literary Readings and Festivals									1						1

UNIT	PROGRAM	NL	PE	NS	NB	QC	ON	MB	SK	AB	BC	YT	NT	NU	FOREIGN	TOTAL
6091	Author Residencies	1		1	1	1	9	2	1	2	4					22
6093	Literary Readings	6	2	14	6	43	47	4	6	14	40	1	1			184
6133	Grants to Professional Writers - Creative Writing	3		9	7	68	55	7	1	11	44	1	1		12	219
6235	Travel Grants to Professional Writers		2	1	1	38	33	1	2	4	16				3	101
6240	Grants to Aboriginal Writers, Storytellers and Publishers					8	10	6	1	4	8		2	1		40
6245	Spoken Word and Storytelling Program	2		2	2	24	18	2	1	5	8	1	1			66
6290	Co-operative Projects in Writing and Publishing						1									1
6291	Artists and Community Collaboration Program (ACCP)					4	2				1					7
6292	The Flying Squad Program				1	11	8	1	1	2	4					28
6294	Grants for Literary Arts Promotion	2		6	5	44	29	3	7	6	12					114
Grant Program Totals		79	22	194	92	2,079	1,799	200	116	417	903	40	19	28	212	6,200
Art Bank		2	1	2		9	23	4	2	2	12	1		2	1	61
1025	Art Bank Purchase Program	2	1	2		9	23	4	2	2	12	1		2	1	61
Totals (including Art Bank)		81	23	196	92	2,088	1,822	204	118	419	915	41	19	30	213	6,261
Public Lending Right (PLR)		257	67	618	370	5,693	5,437	416	314	863	2,440	28	12	5	538	17,058
	Public Lending Right Program	257	67	618	370	5,693	5,437	416	314	863	2,440	28	12	5	538	17,058
Totals (including PLR Program)		338	90	814	462	7,781	7,259	620	432	1,282	3,355	69	31	35	751	23,319
Canadian Commission for UNESCO			1			9	12	3		1	4					30
6520	General Program Fund		1			9	12	3		1	4					30
Endowments & Prizes				2	1	19	27	1	1	1	9	1			1	63
0218	Japan-Canada					3	3				2					8

UNIT	PROGRAM	NL	PE	NS	NB	QC	ON	MB	SK	AB	BC	YT	NT	NU	FOREIGN	TOTAL
7000	Killam Research Fellowships (Social Sciences and Humanities)					1	3									4
7025	Killam Research Fellowships (Natural Sciences)			2		2	7			1	1					13
7050	Killam Prizes						4				1					5
7525	Coburn Fellowships						1									1
7550	The Duke and Duchess of York Prize in Photography						1									1
7575	Jean A. Chalmers Fund for the Crafts				1	2					1					4
7580	Joan Lowndes Award						1									1
7600	Joseph S. Stauffer Prizes					2						1				3
7625	Canada Council for the Arts Molson Prizes						1				1					2
7675	Victor Martyn Lynch-Staunton Awards					5	1	1								7
7676	John Hobday Awards in Arts Management					1					1					2
7725	J. B.C. Watkins Award					2	3				1					6
7775	John Stephen Hirsch Prize					1	1									2
7800	John G. Diefenbaker Award														1	1
7875	Jean-Marie Beaudet Award in Orchestra Conducting										1					1
7925	York Wilson Endowment Award								1							1
7927	Walter Carsen Prize for Excellence in the Performing Arts						1									1
Grand Totals (including Art Bank Purchase Program, Public Lending Right Program, Canadian Commission for UNESCO and Special Funds)		338	91	816	463	7,809	7,298	624	433	1,284	3,368	70	31	35	752	23,412

Canada Council peer assessors by province and language

757 Canadian artists served as peer assessors in 2009-10. 513 or 67.8% of all peer assessors are Anglophone and 244 or 32.2% are Francophone. There were 55 Francophone peer assessors from outside Quebec and 50 Anglophone peer assessors in Quebec.

Table 10: Peer assessors by province and territory, 2009-10 ¹		
	Total	% Total
NEWFOUNDLAND/LABRADOR	14	100.0%
Anglophone	14	100.0%
Francophone	0	0.0%
PRINCE EDWARD ISLAND	1	100.0%
Anglophone	1	100.0%
Francophone	0	0.0%
NOVA SCOTIA	46	100.0%
Anglophone	44	95.7%
Francophone	2	4.4%
NEW BRUNSWICK	17	100.0%
Anglophone	7	41.2%
Francophone	10	58.8%
QUEBEC	231	100.0%
Anglophone	50	21.7%
Francophone	181	78.4%
ONTARIO	200	100.0%
Anglophone	177	88.5%
Francophone	23	11.5%
MANITOBA	31	100.0%
Anglophone	27	87.1%
Francophone	4	12.9%
SASKATCHEWAN	30	100.0%
Anglophone	29	96.7%
Francophone	1	3.3%
ALBERTA	54	100.0%
Anglophone	48	88.9%
Francophone	6	11.1%
BRITISH COLUMBIA	112	100.0%
Anglophone	103	92.0%
Francophone	9	8.0%
YUKON	5	100.0%
Anglophone	5	100.0%
Francophone	0	0.0%
NORTHWEST TERRITORIES	5	100.0%
Anglophone	5	100.0%
Francophone	0	0.0%

¹ Excludes special funds however includes Art Bank. Data include only peer committee members and exclude external assessors and staff.

Table 10: Peer assessors by province and territory, 2009-10 (cont.)

	Total	% Total
NUNAVUT	1	100.0%
Anglophone	1	100.0%
Francophone	0	0.0%
OUTSIDE CANADA	10	100.0%
Anglophone	2	20.0%
Francophone	8	80.0%
CANADA (Excluding Outside Canada)	747	100.0%
Anglophone	511	68.4%
Francophone	236	31.6%
TOTAL (Including Outside Canada)	757	100.0%
Anglophone	513	67.8%
Francophone	244	32.2%
FRANCOPHONE ASSESSORS (Canada)	236	100.0%
Quebec	181	76.7%
Canada outside Quebec	55	23.3%
Francophone assessors as a % of Canada	N/A	31.6%
Quebec	N/A	24.2%
Canada outside Quebec	N/A	7.4%
Official language minority assessors as % of Canada	105	14.1%
Francophones outside Quebec	55	7.4%
Anglophones in Quebec	50	6.7%
Official language minority populations as % of Canada²	1,991,855	6.4%
Francophones outside Quebec	997,130	3.2%
Anglophones in Quebec	994,725	3.2%
Official language minority artists as % of Canada	7,310	5.2%
Francophones outside Quebec	1,755	1.3%
Anglophones in Quebec	5,555	4.0%

² From the 2006 Census of Canada. Canadian population numbered 31,241,030 and Canadian artists total 140,040.